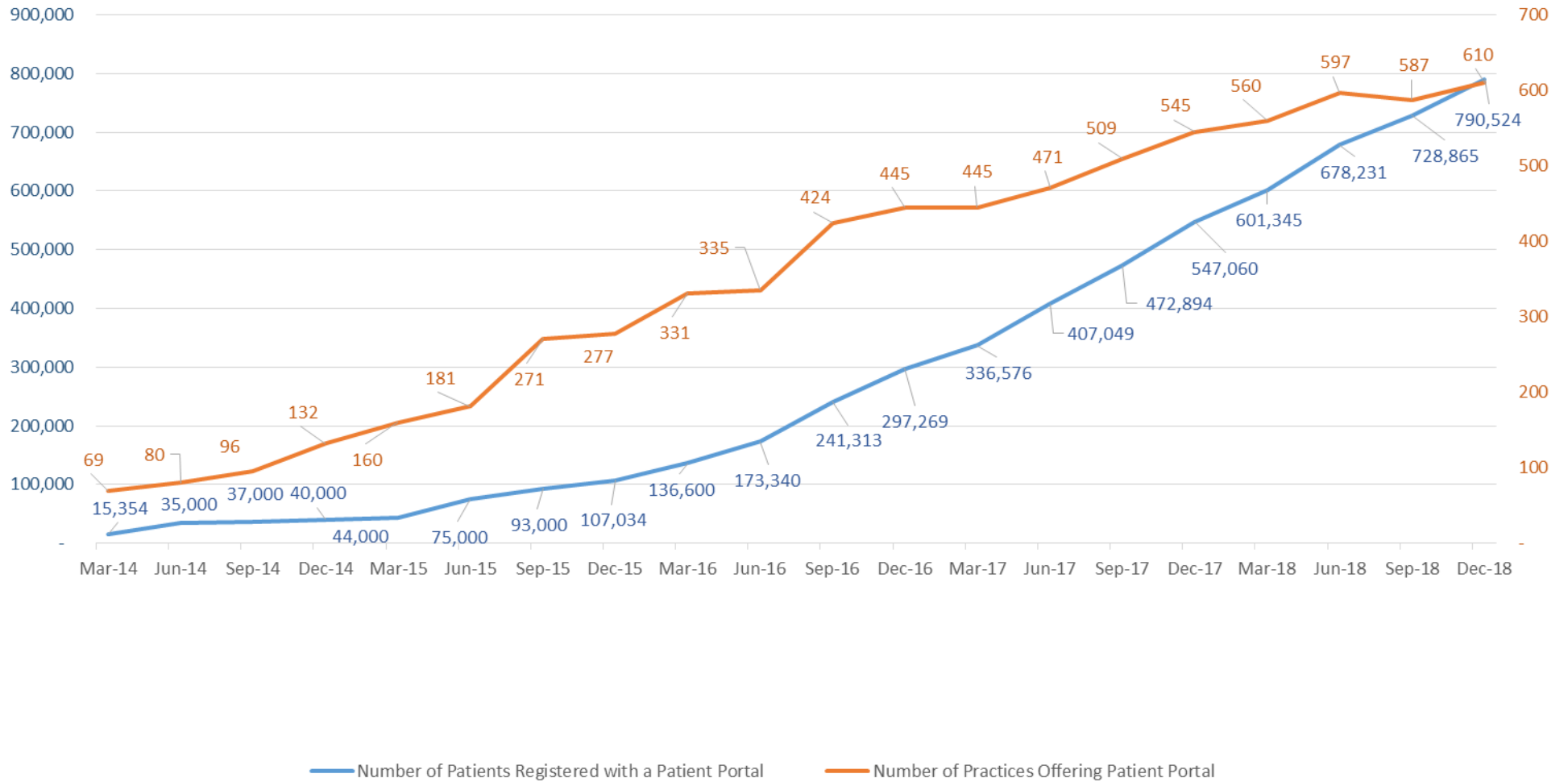


Patient Portal Uptake Report – December 2018

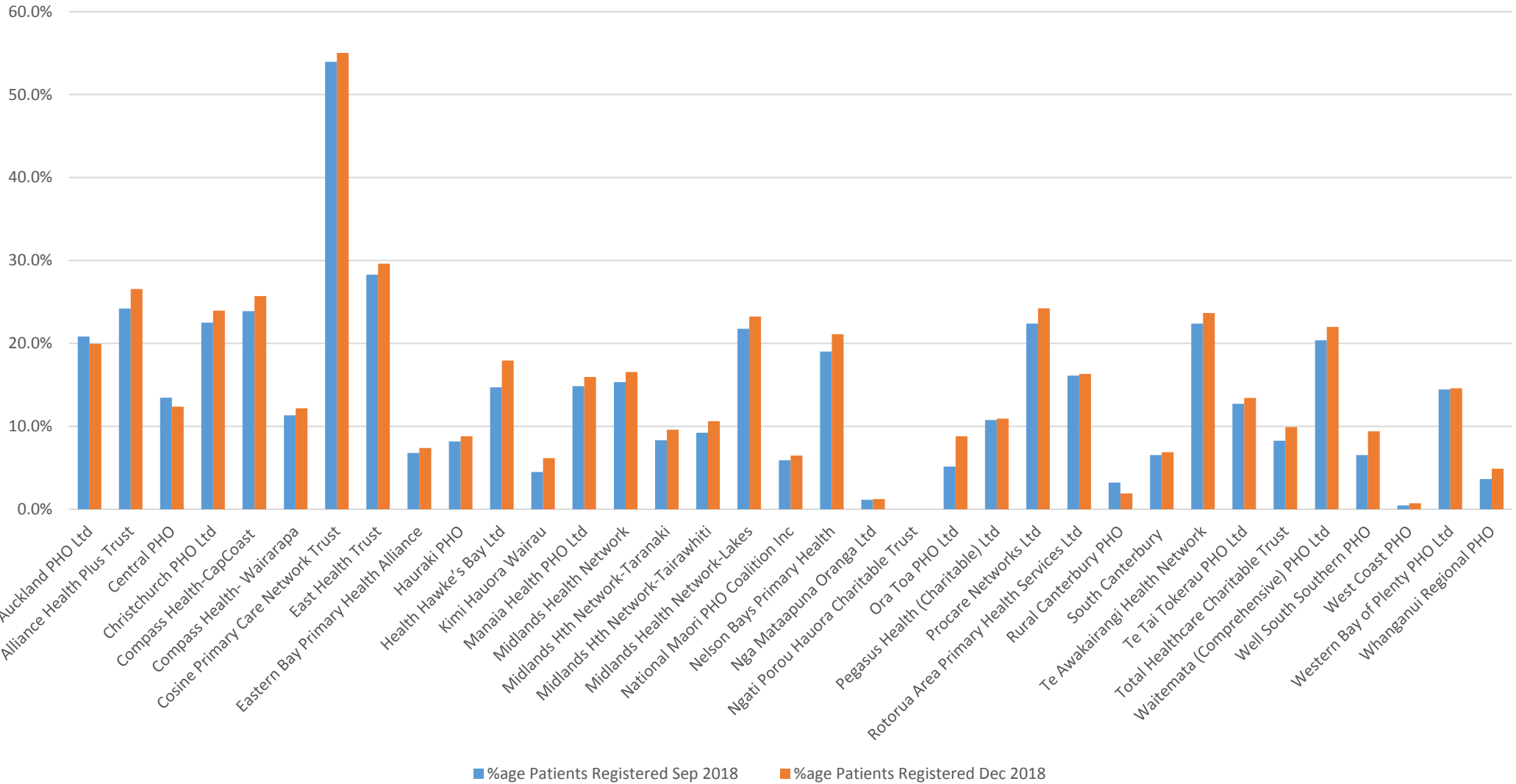
Patient Portals



Enrolled Patients Registered for Patient Portals Sep 2018 and Dec 2018

PHO Name	DHB	2018/19 Q1			2018/19 Q2			Change in Enrolment	Change in # of Patients Registered	%age Change in Patients Registered
		Enrolment Sep 18	Patients Registered - Sep18	%age Patients Registered Sep 18	Enrolment - Dec 18	Patients Registered Dec 18	%age Patients Registered Dec 18			
Auckland PHO Ltd	Auckland DHB	64799	13498	20.8%	65218	13013	20.0%	419	-485	-0.9%
Alliance Health Plus Trust	Counties Manukau DHB	106117	25690	24.2%	107658	28597	26.6%	1541	2907	2.4%
Central PHO	Mid-Central DHB	160635	21632	13.5%	161408	19971	12.4%	773	-1661	-1.1%
Christchurch PHO Ltd	Canterbury DHB	36254	8161	22.5%	35866	8589	23.9%	-388	428	1.4%
Compass Health-CapCoast	Capital and Coast DHB	274814	65640	23.9%	275551	70851	25.7%	737	5211	1.8%
Compass Health- Wairarapa	Wairarapa DHB	44925	5091	11.3%	44916	5466	12.2%	-9	375	0.8%
Cosine Primary Care Network Trust	Capital and Coast DHB	34269	18486	53.9%	34427	18943	55.0%	158	457	1.1%
East Health Trust	Counties Manukau DHB	97236	27493	28.3%	97796	28972	29.6%	560	1479	1.4%
Eastern Bay Primary Health Alliance	Bay of Plenty DHB	27856	1891	6.8%	27940	2062	7.4%	84	171	0.6%
Hauraki PHO	Waikato DHB	151322	12377	8.2%	152280	13397	8.8%	958	1020	0.6%
Health Hawke's Bay Ltd	Hawke's Bay DHB	160783	23625	14.7%	160986	28869	17.9%	203	5244	3.2%
Kimi Hauora Wairau	Nelson Marlborough DHB	43756	1971	4.5%	43858	2704	6.2%	102	733	1.7%
Manaia Health PHO Ltd	Northland DHB	101346	15049	14.8%	101780	16237	16.0%	434	1188	1.1%
Midlands Health Network	Waikato DHB	238548	36566	15.3%	239460	39612	16.5%	912	3046	1.2%
Midlands Hth Network-Taranaki	Taranaki DHB	111352	9279	8.3%	111808	10734	9.6%	456	1455	1.3%
Midlands Hth Network-Tairāwhiti	Tairāwhiti DHB	38960	3601	9.2%	39165	4156	10.6%	205	555	1.4%
Midlands Health Network-Lakes	Lakes DHB	38289	8335	21.8%	36428	8465	23.2%	-1861	130	1.5%
National Maori PHO Coalition Inc	Counties Manukau DHB	79610	4709	5.9%	80218	5203	6.5%	608	494	0.6%
Nelson Bays Primary Health	Nelson Marlborough DHB	102189	19431	19.0%	102670	21676	21.1%	481	2245	2.1%
Nga Mataapuna Oranga Ltd	Bay of Plenty DHB	11848	137	1.2%	11955	147	1.2%	107	10	Nil
Ngati Porou Hauora Charitable Trust	Tairāwhiti DHB	9109	0	Nil	8831	0	Nil	-278	Nil	Nil
Ora Toa PHO Ltd	Capital and Coast DHB	18321	944	5.2%	18321	1613	8.8%	Nil	669	3.7%
Pegasus Health (Charitable) Ltd	Canterbury DHB	441647	47579	10.8%	445063	48602	10.9%	3416	1023	0.1%
Procure Networks Ltd	Auckland DHB	877457	196343	22.4%	879317	213168	24.2%	1860	16825	1.9%
Rotorua Area Primary Health Services Ltd	Lakes DHB	72249	11657	16.1%	72665	11868	16.3%	416	211	0.2%
Rural Canterbury PHO	Canterbury DHB	47681	1527	3.2%	46561	887	1.9%	-1120	-640	-1.3%
South Canterbury	South Canterbury DHB	57511	3759	6.5%	57916	3990	6.9%	405	231	0.4%
Te Awakairangi Health Network	Hutt Valley DHB	120264	26942	22.4%	120592	28546	23.7%	328	1604	1.3%
Te Tai Tokerau PHO Ltd	Northland DHB	65699	8347	12.7%	66075	8875	13.4%	376	528	0.7%
Total Healthcare Charitable Trust	Counties Manukau DHB	111693	9233	8.3%	111824	11071	9.9%	131	1838	1.6%
Waitemata (Comprehensive) PHO Ltd	Waitemata DHB	248882	50691	20.4%	250364	55083	22.0%	1482	4392	1.6%
Well South Southern PHO	Southern DHB	303970	19893	6.5%	305272	28695	9.4%	1302	8802	2.9%
West Coast PHO	West Coast DHB	29861	138	0.5%	29878	219	0.7%	17	81	0.3%
Western Bay of Plenty PHO Ltd	Bay of Plenty DHB	186835	27013	14.5%	187569	27364	14.6%	734	351	0.1%
Whanganui Regional PHO	Whanganui DHB	58765	2137	3.6%	58886	2879	4.9%	121	742	1.3%
All PHOs		4,574,852	728,865	15.9%	4,590,522	790,524	17.2%	15670	61659	1.3%

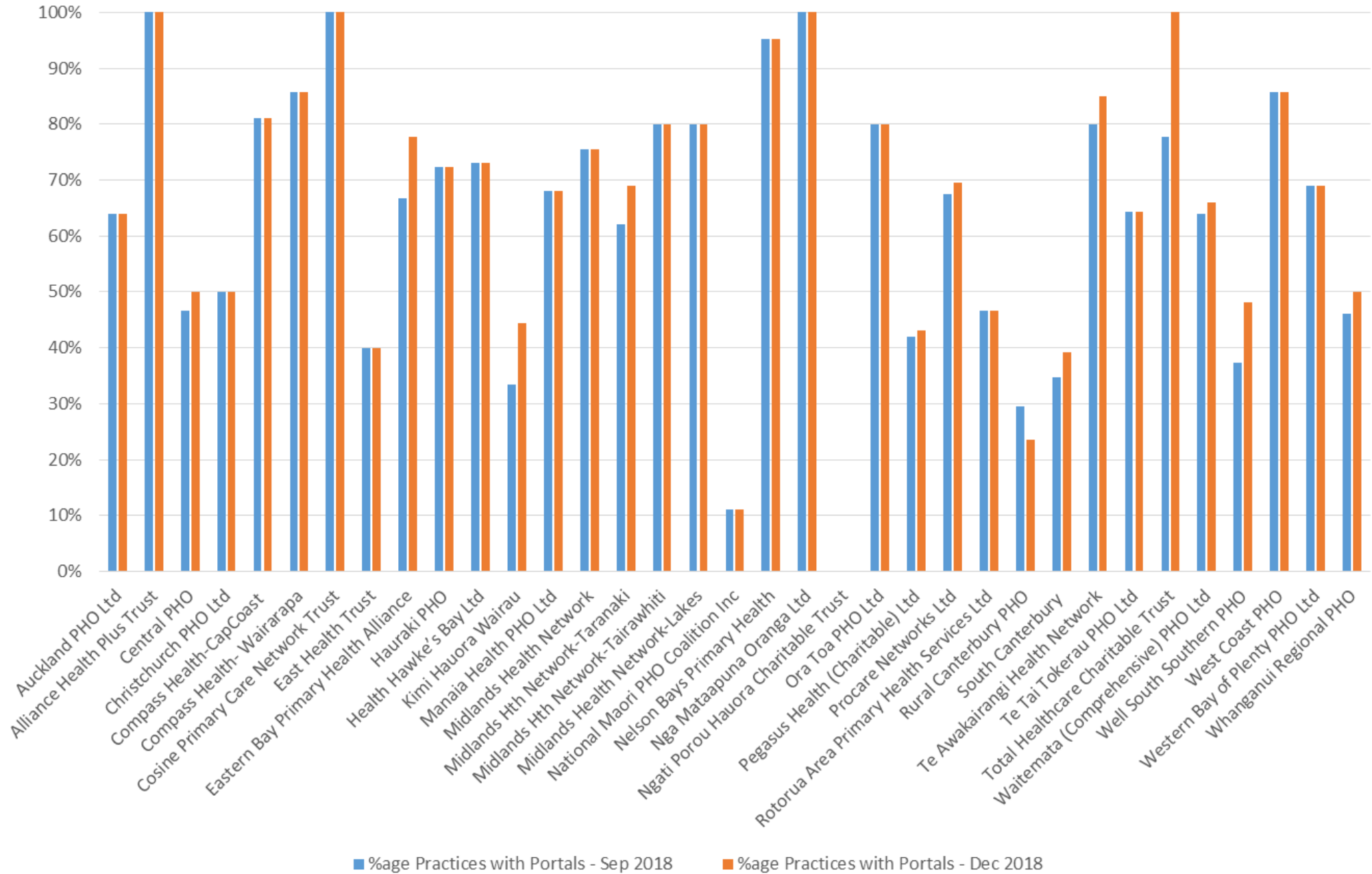
Patients Registered Sep 2018 and Dec 2018



Practices with Portals Sep 2018 and Dec 2018

PHO Name	DHB	2018/19 Q1			2018/19 Q2			Change in # of Practices	Change in Practices with Portals	Change in % Practices with Portals
		No. of Practices - Sep 18	Practices with Portals - Sep 18	%age Practices with Portals - Sep 18	No. of Practices - Dec 18	Practices with Portals - Dec 18	%age Practices with Portals - Dec 18			
Auckland PHO Ltd	Auckland DHB	25	16	64%	25	16	64%	Nil	Nil	Nil
Alliance Health Plus Trust	Counties Manukau DHB	32	32	100%	34	34	100%	2	2	Nil
Central PHO	Mid-Central DHB	30	14	47%	30	15	50%	Nil	1	3%
Christchurch PHO Ltd	Canterbury DHB	6	3	50%	6	3	50%	Nil	Nil	Nil
Compass Health-CapCoast	Capital and Coast DHB	53	43	81%	53	43	81%	Nil	Nil	Nil
Compass Health- Wairarapa	Wairarapa DHB	7	6	86%	7	6	86%	Nil	Nil	Nil
Cosine Primary Care Network Trust	Capital and Coast DHB	2	2	100%	2	2	100%	Nil	Nil	Nil
East Health Trust	Counties Manukau DHB	20	8	40%	20	8	40%	Nil	Nil	Nil
Eastern Bay Primary Health Alliance	Bay of Plenty DHB	9	6	67%	9	7	78%	Nil	1	11%
Hauraki PHO	Waikato DHB	29	21	72%	29	21	72%	Nil	Nil	Nil
Health Hawke's Bay Ltd	Hawke's Bay DHB	26	19	73%	26	19	73%	Nil	Nil	Nil
Kimi Hauora Wairau	Nelson Marlborough DHB	9	3	33%	9	4	44%	Nil	1	11%
Manaiā Health PHO Ltd	Northland DHB	25	17	68%	25	17	68%	Nil	Nil	Nil
Midlands Health Network	Waikato DHB	45	34	76%	45	34	76%	Nil	Nil	Nil
Midlands Hth Network-Taranaki	Taranaki DHB	29	18	62%	29	20	69%	Nil	2	7%
Midlands Hth Network-Tairāwhiti	Tairāwhiti DHB	5	4	80%	5	4	80%	Nil	Nil	Nil
Midlands Health Network-Lakes	Lakes DHB	5	4	80%	5	4	80%	Nil	Nil	Nil
National Maori PHO Coalition Inc	Counties Manukau DHB	27	3	11%	27	3	11%	Nil	Nil	Nil
Nelson Bays Primary Health	Nelson Marlborough DHB	21	20	95%	21	20	95%	Nil	Nil	Nil
Nga Mataapuna Oranga Ltd	Bay of Plenty DHB	2	2	100%	2	2	100%	Nil	Nil	Nil
Ngati Porou Hauora Charitable Trust	Tairāwhiti DHB	6	0	0%	6	0	0%	Nil	Nil	Nil
Ora Toa PHO Ltd	Capital and Coast DHB	5	4	80%	5	4	80%	Nil	Nil	Nil
Pegasus Health (Charitable) Ltd	Canterbury DHB	93	39	42%	93	40	43%	Nil	1	1%
Procure Networks Ltd	Auckland DHB	181	122	67%	180	125	69%	-1	3	2%
Rotorua Area Primary Health Services Ltd	Lakes DHB	15	7	47%	15	7	47%	Nil	Nil	Nil
Rural Canterbury PHO	Canterbury DHB	17	5	29%	17	4	24%	Nil	-1	-6%
South Canterbury	South Canterbury DHB	23	8	35%	23	9	39%	Nil	1	4%
Te Awakairangi Health Network	Hutt Valley DHB	20	16	80%	20	17	85%	Nil	1	5%
Te Tai Tokerau PHO Ltd	Northland DHB	14	9	64%	14	9	64%	Nil	Nil	Nil
Total Healthcare Charitable Trust	Counties Manukau DHB	9	7	78%	9	9	100%	Nil	2	22%
Waitemata (Comprehensive) PHO Ltd	Waitemata DHB	50	32	64%	50	33	66%	Nil	1	2%
Well South Southern PHO	Southern DHB	83	31	37%	81	39	48%	-2	8	11%
West Coast PHO	West Coast DHB	7	6	86%	7	6	86%	Nil	Nil	Nil
Western Bay of Plenty PHO Ltd	Bay of Plenty DHB	29	20	69%	29	20	69%	Nil	Nil	Nil
Whanganui Regional PHO	Whanganui DHB	13	6	46%	12	6	50%	-1	Nil	4%
All PHOs		972	587	60%	970	610	63%	-2	23	2%

Practices with Portals Sep 2018 and Dec 2018



Practice Portal Uptake and Patient Registration

