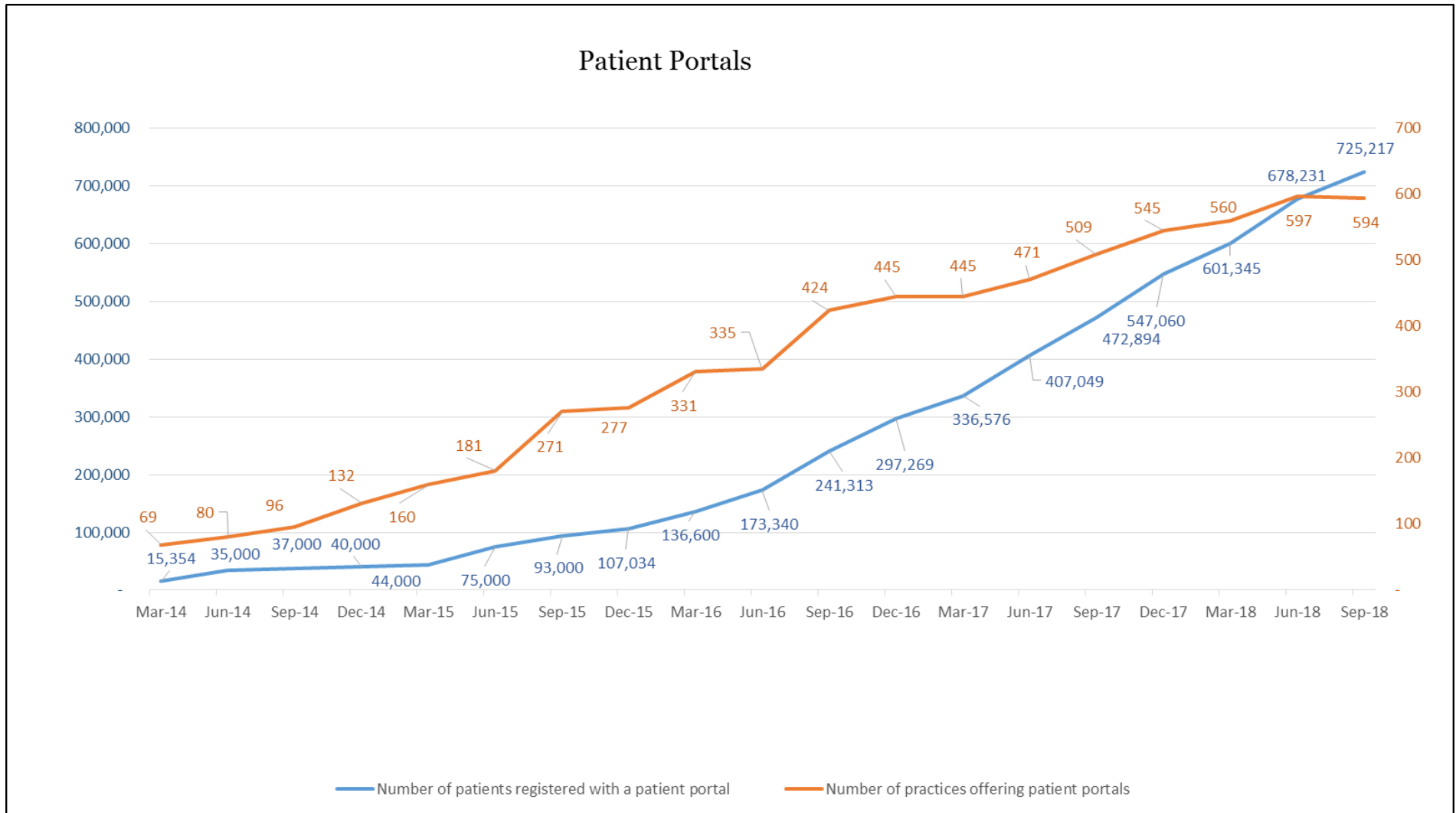


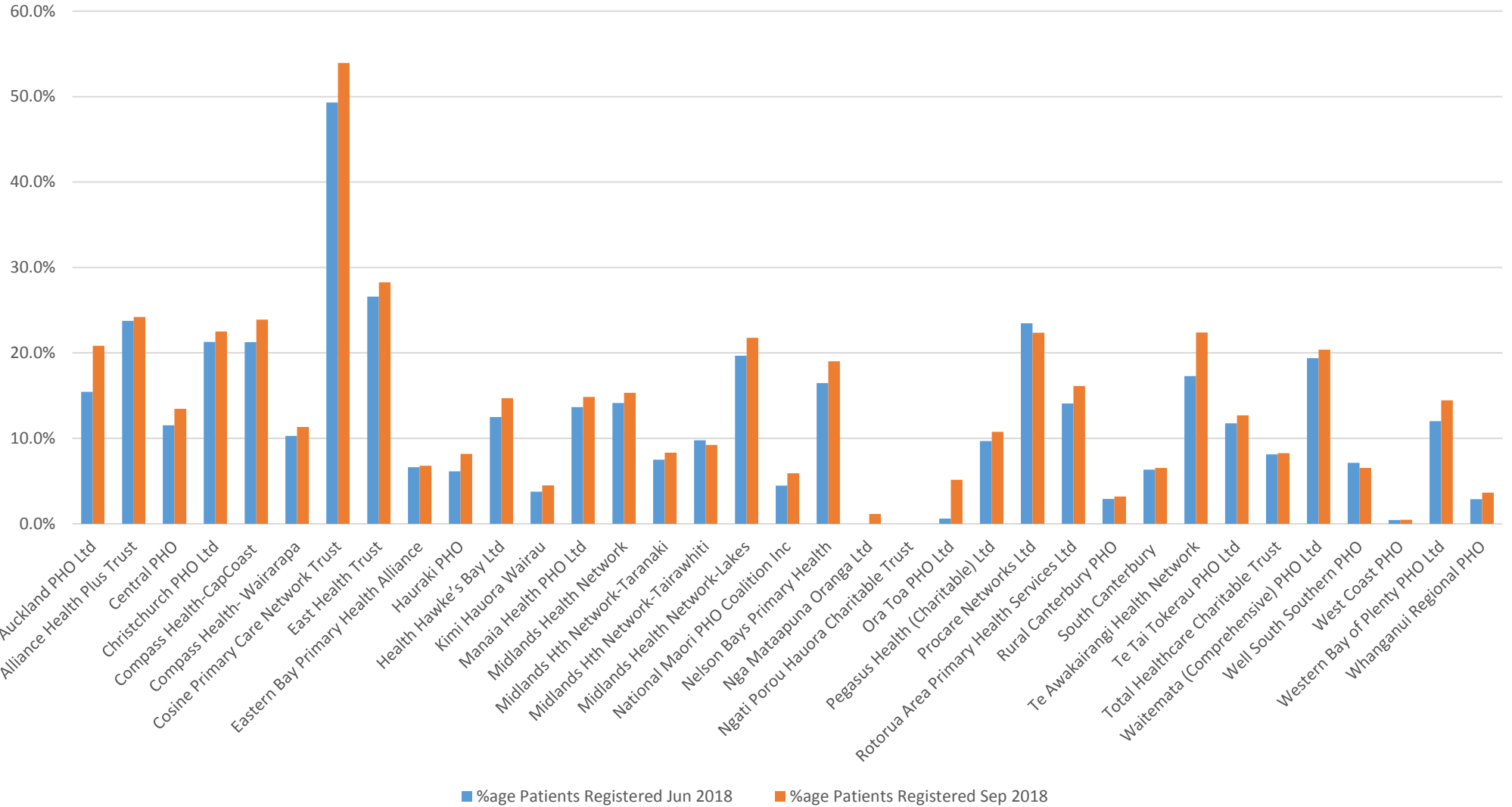
## Patient Portal Uptake Report – September 2018



## Enrolled patients registered for portals Jun 2018 and Sep 2018

		2017/18 Q4			2018/19 Q1					
PHO Name	DHB	Enrolment Jun 18	Patients Registered - Jun18	%age Patients Registered Jun 18	Enrolment - Sep 18	Patients Registered Sep 18	%age Patients Registered Sep 18	Change in Enrolment	Change in # of Patients Registered	%age Change in Patients Registered
Auckland PHO Ltd	Auckland DHB	63893	9862	15.4%	64799	13498	20.8%	906	3636	5.4%
Alliance Health Plus Trust	Counties Manukau DHB	105886	25159	23.8%	106117	25690	24.2%	231	531	0.4%
Central PHO	Mid-Central DHB	159935	18457	11.5%	160635	21632	13.5%	700	3175	1.9%
Christchurch PHO Ltd	Canterbury DHB	36428	7752	21.3%	36254	8161	22.5%	-174	409	1.2%
Compass Health-CapCoast	Capital and Coast DHB	273682	58217	21.3%	274814	65640	23.9%	1132	7423	2.6%
Compass Health- Wairarapa	Wairarapa DHB	44737	4603	10.3%	44925	5091	11.3%	188	488	1.0%
Cosine Primary Care Network Trust	Capital and Coast DHB	34094	16813	49.3%	34269	18486	53.9%	175	1673	4.6%
East Health Trust	Counties Manukau DHB	96884	25774	26.6%	97236	27493	28.3%	352	1719	1.7%
Eastern Bay Primary Health Alliance	Bay of Plenty DHB	27715	1837	6.6%	27856	1891	6.8%	141	54	0.2%
Hauraki PHO	Waikato DHB	150420	9220	6.1%	151322	12377	8.2%	902	3157	2.0%
Health Hawke's Bay Ltd	Hawke's Bay DHB	160751	20067	12.5%	160783	23625	14.7%	32	3558	2.2%
Kimi Haurua Wairau	Nelson Marlborough DHB	43992	1658	3.8%	43756	1971	4.5%	-236	313	0.7%
Manaia Health PHO Ltd	Northland DHB	101184	13829	13.7%	101346	15049	14.8%	162	1220	1.2%
Midlands Bay Network	Waikato DHB	237785	33644	14.1%	238548	36566	15.3%	763	2922	1.2%
Midlands Hth Network-Taranaki	Taranaki DHB	110930	8327	7.5%	111352	9279	8.3%	422	952	0.8%
Midlands Hth Network-Tairāwhiti	Tairāwhiti DHB	38890	3804	9.8%	38960	3601	9.2%	70	-203	-0.5%
Midlands Health Network-Lakes	Lakes DHB	38218	7515	19.7%	38289	8335	21.8%	71	820	2.1%
National Maori PHO Coalition Inc	Counties Manukau DHB	91056	4063	4.5%	79610	4709	5.9%	-11446	646	1.5%
Nelson Bays Primary Health	Nelson Marlborough DHB	101258	16668	16.5%	102189	19431	19.0%	931	2763	2.6%
Nga Mataapuna Oranga Ltd	Bay of Plenty DHB	11818	0	Nil	11848	137	1.2%	30	137	Nil
Ngati Porou Haurua Charitable Trust	Tairāwhiti DHB	9140	0	Nil	9109	0	Nil	-31	Nil	Nil
Ora Toa PHO Ltd	Capital and Coast DHB	18269	110	0.6%	18321	944	5.2%	52	834	4.6%
Pegasus Health (Charitable) Ltd	Canterbury DHB	439208	42578	9.7%	441647	47579	10.8%	2439	5001	1.1%
Procure Networks Ltd	Auckland DHB	844607	198144	23.5%	877457	196343	22.4%	32850	-1801	-1.1%
Rotorua Area Primary Health Services Ltd	Lakes DHB	72285	10185	14.1%	72249	11657	16.1%	-36	1472	2.0%
Rural Canterbury PHO	Canterbury DHB	47760	1388	2.9%	47681	1527	3.2%	-79	139	0.3%
South Canterbury	South Canterbury DHB	57675	3659	6.3%	57511	3759	6.5%	-164	100	0.2%
Te Awakairangi Health Network	Hutt Valley DHB	120101	20757	17.3%	120264	26942	22.4%	163	6185	5.1%
Te Tai Tokerau PHO Ltd	Northland DHB	65503	7693	11.7%	65699	8347	12.7%	196	654	1.0%
Total Healthcare Charitable Trust	Counties Manukau DHB	111687	9067	8.1%	111693	9233	8.3%	6	166	0.1%
Waitemata (Comprehensive) PHO Ltd	Waitemata DHB	266344	51633	19.4%	248882	50691	20.4%	-17462	-942	1.0%
Well South Southern PHO	Southern DHB	302544	21588	7.1%	303970	19893	6.5%	1426	-1695	-0.6%
West Coast PHO	West Coast DHB	29885	134	0.4%	29861	138	0.5%	-24	4	0.0%
Western Bay of Plenty PHO Ltd	Bay of Plenty DHB	186114	22356	12.0%	186835	27013	14.5%	721	4657	2.4%
Whanganui Regional PHO	Whanganui DHB	58069	1670	2.9%	58765	2137	3.6%	696	467	0.8%
All PHOs		4,558,747	678,231	14.9%	4,574,852	728,865	15.9%	16105	50634	1.1%

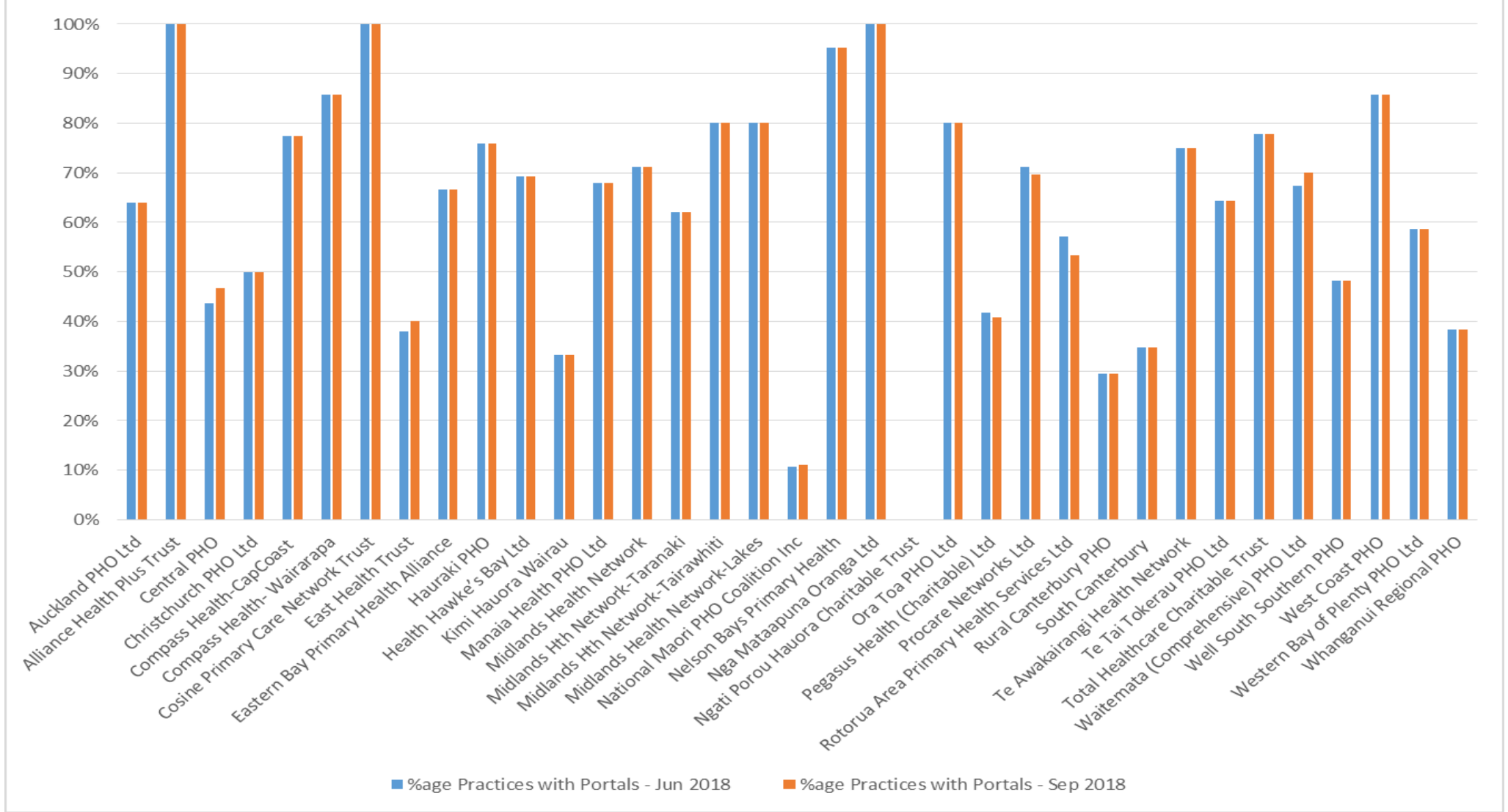
### Patients Registered Jun 2018 and Sep 2018



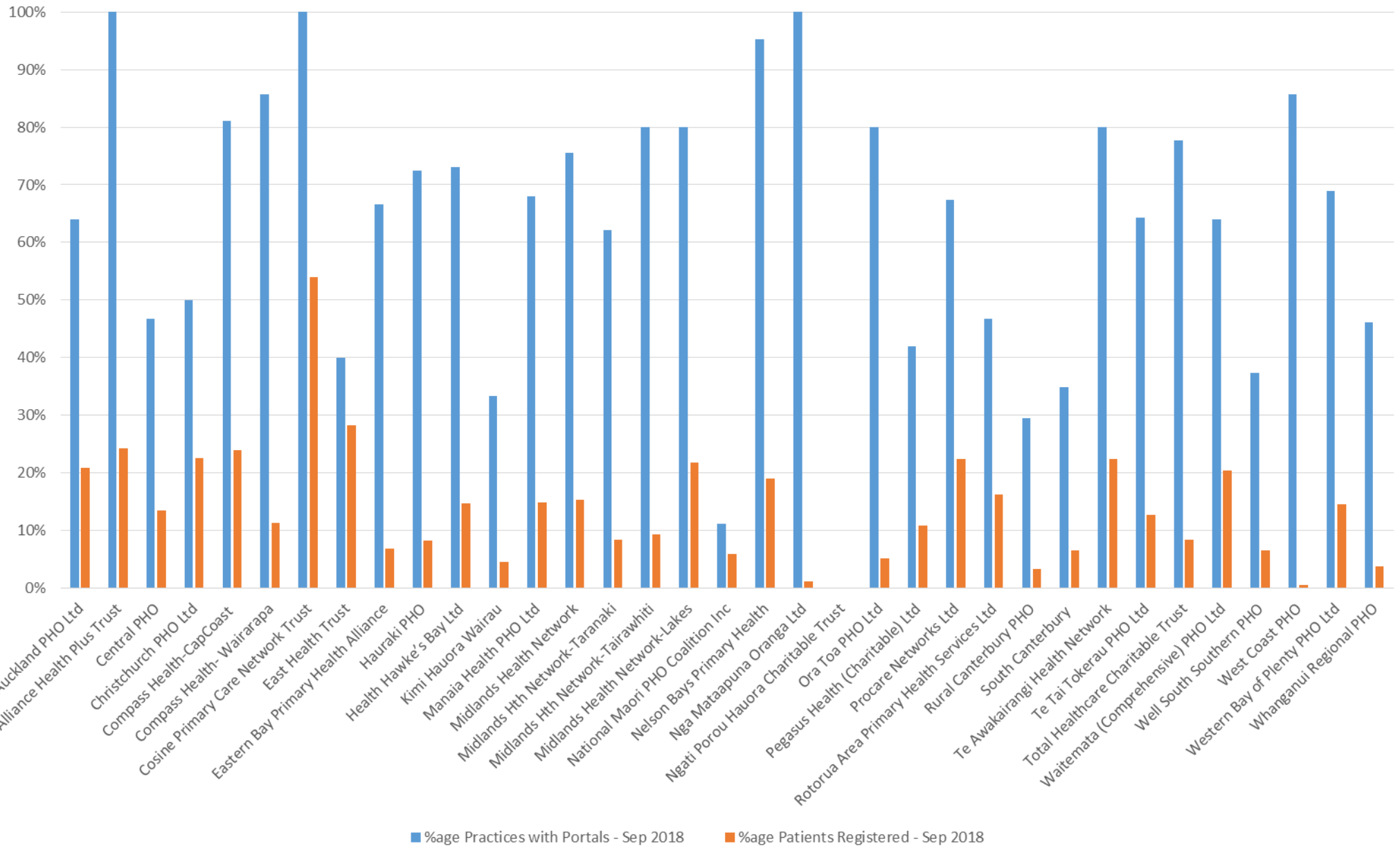
## Practices with Portals Jun 2018 and Sep 2018

PHO Name	DHB	2017/18 Q4			2018/19 Q1			Change in # of Practices	Change in Practices with Portals	Change in % Practices with Portals
		No. of Practices - Jun 18	Practices with Portals - Jun 18	%age Practices with Portals - Jun 18	No. of Practices - Sep 18	Practices with Portals - Sep 18	%age Practices with Portals - Sep 18			
Auckland PHO Ltd	Auckland DHB	25	16	64%	25	16	64%	Nil	Nil	Nil
Alliance Health Plus Trust	Counties Manukau DHB	35	35	100%	32	32	100%	-3	-3	Nil
Central PHO	Mid-Central DHB	32	14	44%	30	14	47%	-2	Nil	3%
Christchurch PHO Ltd	Canterbury DHB	6	3	50%	6	3	50%	Nil	Nil	Nil
Compass Health-CapCoast	Capital and Coast DHB	53	41	77%	53	41	77%	Nil	Nil	Nil
Compass Health- Wairarapa	Wairarapa DHB	7	6	86%	7	6	86%	Nil	Nil	Nil
Cosine Primary Care Network Trust	Capital and Coast DHB	2	2	100%	2	2	100%	Nil	Nil	Nil
East Health Trust	Counties Manukau DHB	21	8	38%	20	8	40%	-1	Nil	2%
Eastern Bay Primary Health Alliance	Bay of Plenty DHB	9	6	67%	9	6	67%	Nil	Nil	Nil
Hauraki PHO	Waikato DHB	29	22	76%	29	22	76%	Nil	Nil	Nil
Health Hawke's Bay Ltd	Hawke's Bay DHB	26	18	69%	26	18	69%	Nil	Nil	Nil
Kimi Hauora Wairau	Nelson Marlborough DHB	9	3	33%	9	3	33%	Nil	Nil	Nil
Manaia Health PHO Ltd	Northland DHB	25	17	68%	25	17	68%	Nil	Nil	Nil
Midlands Health Network	Waikato DHB	45	32	71%	45	32	71%	Nil	Nil	Nil
Midlands Hth Network-Taranaki	Taranaki DHB	29	18	62%	29	18	62%	Nil	Nil	Nil
Midlands Hth Network-Tairawhiti	Tairawhiti DHB	5	4	80%	5	4	80%	Nil	Nil	Nil
Midlands Health Network-Lakes	Lakes DHB	5	4	80%	5	4	80%	Nil	Nil	Nil
National Maori PHO Coalition Inc	Counties Manukau DHB	28	3	11%	27	3	11%	-1	Nil	0%
Nelson Bays Primary Health	Nelson Marlborough DHB	21	20	95%	21	20	95%	Nil	Nil	Nil
Nga Mataapuna Oranga Ltd	Bay of Plenty DHB	2	2	100%	2	2	100%	Nil	Nil	Nil
Ngati Porou Hauora Charitable Trust	Tairawhiti DHB	6	0	0%	6	0	0%	Nil	Nil	Nil
Ora Toa PHO Ltd	Capital and Coast DHB	5	4	80%	5	4	80%	Nil	Nil	Nil
Pegasus Health (Charitable) Ltd	Canterbury DHB	91	38	42%	93	38	41%	2	Nil	-1%
Procure Networks Ltd	Auckland DHB	177	126	71%	181	126	70%	4	Nil	-2%
Rotorua Area Primary Health Services Ltd	Lakes DHB	14	8	57%	15	8	53%	1	Nil	-4%
Rural Canterbury PHO	Canterbury DHB	17	5	29%	17	5	29%	Nil	Nil	Nil
South Canterbury	South Canterbury DHB	23	8	35%	23	8	35%	Nil	Nil	Nil
Te Awakairangi Health Network	Hutt Valley DHB	20	15	75%	20	15	75%	Nil	Nil	Nil
Te Tai Tokerau PHO Ltd	Northland DHB	14	9	64%	14	9	64%	Nil	Nil	Nil
Total Healthcare Charitable Trust	Counties Manukau DHB	9	7	78%	9	7	78%	Nil	Nil	Nil
Waitemata (Comprehensive) PHO Ltd	Waitemata DHB	52	35	67%	50	35	70%	-2	Nil	3%
Well South Southern PHO	Southern DHB	83	40	48%	83	40	48%	Nil	Nil	Nil
West Coast PHO	West Coast DHB	7	6	86%	7	6	86%	Nil	Nil	Nil
Western Bay of Plenty PHO Ltd	Bay of Plenty DHB	29	17	59%	29	17	59%	Nil	Nil	Nil
Whanganui Regional PHO	Whanganui DHB	13	5	38%	13	5	38%	Nil	Nil	Nil
<b>All PHOs</b>		<b>974</b>	<b>597</b>	<b>61%</b>	<b>972</b>	<b>594</b>	<b>61%</b>	<b>-2</b>	<b>-3</b>	<b>0%</b>

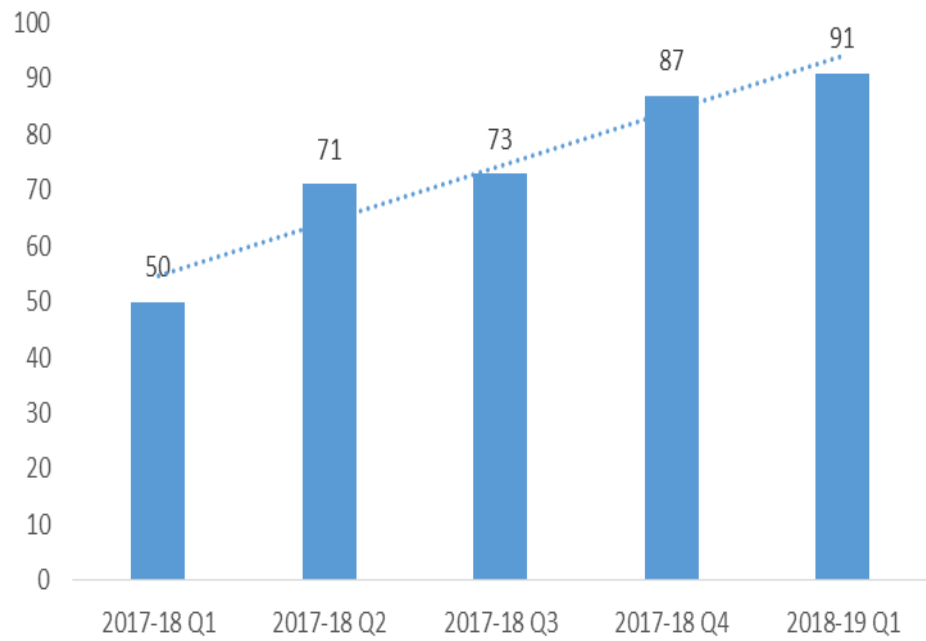
Practices with Portals Jun 2018 and Sep 2018



## Practice Portal Uptake and Patient Registration



### Practices offering access to clinical notes



### Practices Offering VC Consultations

