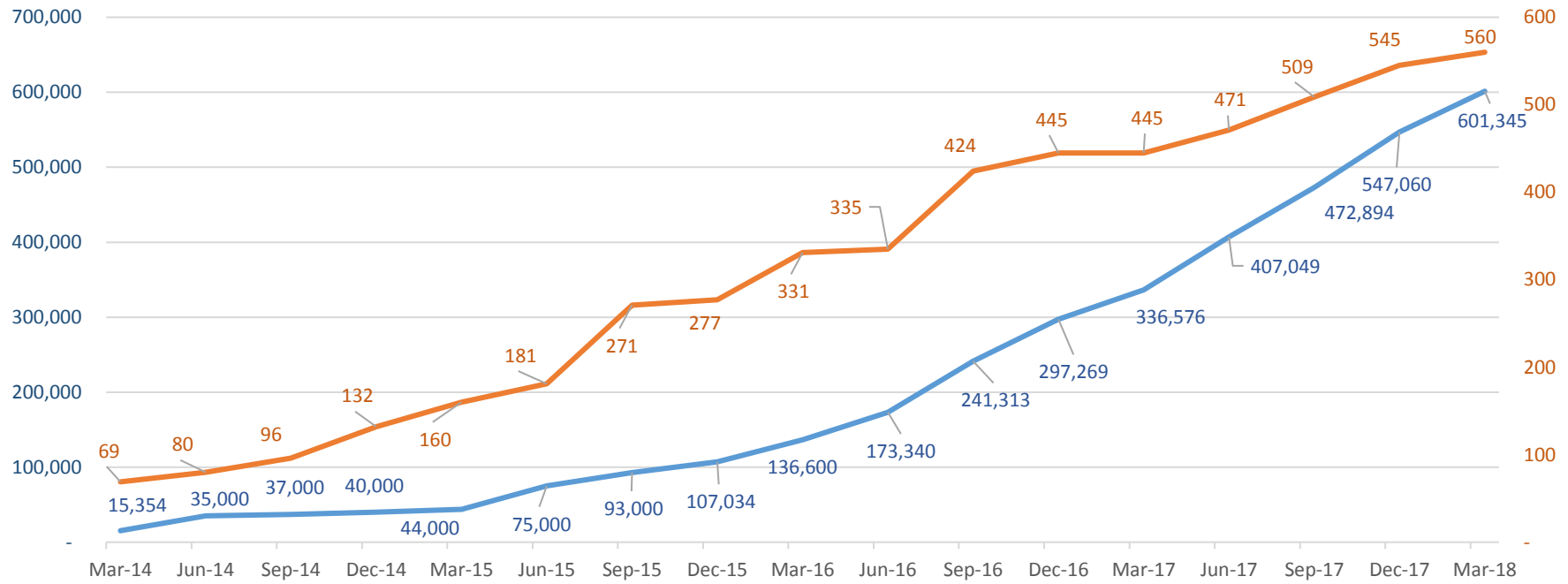


# Patient Portal Uptake Report – March 2018

## Patient Portal Uptake Trend



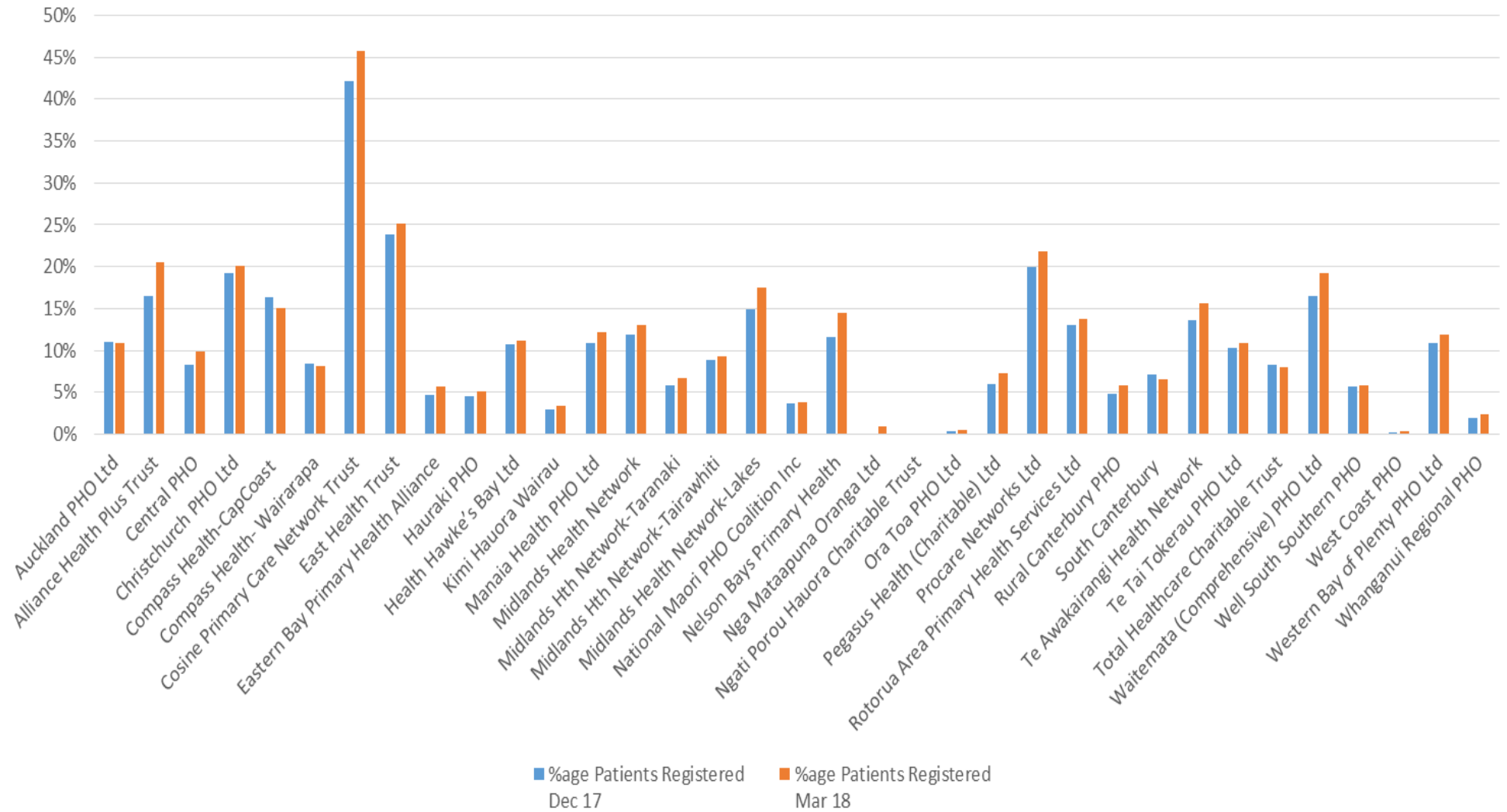
— Number of patients registered with a patient portal

— Number of practices offering patient portals

## Enrolled patients registered for portals Dec 2017 and Mar 2018

PHO Name	DHB	2017/18 Q2			2017/18 Q3			Change in Enrolment	Change in # of Patients Registered	%age Change in Patients Registered
		Total Enrolment - Dec 17	Patients registered Dec 17	%age Patients Registered Dec 17	Enrolment Mar 18	Patients Registered Mar 18	%age Patients Registered Mar 18			
Auckland PHO Ltd	Auckland DHB	63,644	7,040	11.1%	63330	6875	10.9%	-314	-165	-0.2%
Alliance Health Plus Trust	Counties Manukau DHB	109,919	18,124	16.5%	101531	20828	20.5%	-8388	2704	4.0%
Central PHO	Mid-Central DHB	158,720	13,161	8.3%	159111	15687	9.9%	391	2526	1.6%
Christchurch PHO Ltd	Canterbury DHB	34,988	6,739	19.3%	36371	7315	20.1%	1383	576	0.9%
Compass Health-CapCoast	Capital and Coast DHB	271,088	44,220	16.3%	271474	41051	15.1%	386	-3169	-1.2%
Compass Health- Wairarapa	Wairarapa DHB	44,125	3,715	8.4%	44529	3630	8.2%	404	-85	-0.3%
Cosine Primary Care Network Trust	Capital and Coast DHB	34,278	14,469	42.2%	34262	15687	45.8%	-16	1218	3.6%
East Health Trust	Counties Manukau DHB	102,691	24,425	23.8%	103718	26094	25.2%	1027	1669	1.4%
Eastern Bay Primary Health Alliance	Bay of Plenty DHB	48,403	2,293	4.7%	48521	2773	5.7%	118	480	1.0%
Hauraki PHO	Waikato DHB	137,596	6,227	4.5%	140578	7103	5.1%	2982	876	0.5%
Health Hawke's Bay Ltd	Hawke's Bay DHB	159,322	17,106	10.7%	160079	17952	11.2%	757	846	0.5%
Kimi Hauora Wairau	Nelson Marlborough DHB	44,142	1,306	3.0%	42006	1433	3.4%	-2136	127	0.5%
Manaia Health PHO Ltd	Northland DHB	100,141	10,924	10.9%	100760	12299	12.2%	619	1375	1.3%
Midlands Health Network	Waikato DHB	245,139	29,038	11.8%	245709	32164	13.1%	570	3126	1.2%
Midlands Hth Network-Taranaki	Taranaki DHB	110,111	6,493	5.9%	110718	7351	6.6%	607	858	0.7%
Midlands Hth Network-Tairāwhiti	Tairāwhiti DHB	38,586	3,432	8.9%	38840	3601	9.3%	254	169	0.4%
Midlands Health Network-Lakes	Lakes DHB	38,084	5,707	15.0%	38159	6700	17.6%	75	993	2.6%
National Maori PHO Coalition Inc	Counties Manukau DHB	72,756	2,725	3.7%	90259	3418	3.8%	17503	693	0.0%
Nelson Bays Primary Health	Nelson Marlborough DHB	100,476	11,649	11.6%	101258	14621	14.4%	782	2972	2.8%
Nga Mataapuna Oranga Ltd	Bay of Plenty DHB	11,694	0	Nil	11815	109	0.9%	121	109	NA
Ngati Porou Hauora Charitable Trust	Tairāwhiti DHB	9,172	0	Nil	9148	0	Nil	-24	Nil	NA
Ora Toa PHO Ltd	Capital and Coast DHB	18,047	67	0.4%	18133	80	0.4%	86	13	0.1%
Pegasus Health (Charitable) Ltd	Canterbury DHB	427,942	25,638	6.0%	430028	31247	7.3%	2086	5609	1.3%
Procure Networks Ltd	Auckland DHB	820,702	163,953	20.0%	826226	179995	21.8%	5524	16042	1.8%
Rotorua Area Primary Health Services Ltd	Lakes DHB	71,570	9,374	13.1%	72090	9928	13.8%	520	554	0.7%
Rural Canterbury PHO	Canterbury DHB	54,392	2,634	4.8%	54577	3173	5.8%	185	539	1.0%
South Canterbury	South Canterbury DHB	57,468	4,064	7.1%	57511	3759	6.5%	43	-305	-0.5%
Te Awakairangi Health Network	Hutt Valley DHB	119,509	16,304	13.6%	119809	18770	15.7%	300	2466	2.0%
Te Tai Tokerau PHO Ltd	Northland DHB	64,460	6,612	10.3%	65015	7089	10.9%	555	477	0.6%
Total Healthcare Charitable Trust	Counties Manukau DHB	102,779	8,466	8.2%	111505	8894	8.0%	8726	428	-0.3%
Waitemata (Comprehensive) PHO Ltd	Waitemata DHB	275,122	45,540	16.6%	277055	53160	19.2%	1933	7620	2.6%
Well South Southern PHO	Southern DHB	299,325	16,962	5.7%	300467	17635	5.9%	1142	673	0.2%
West Coast PHO	West Coast DHB	29,788	60	0.2%	29823	103	0.3%	35	43	0.1%
Western Bay of Plenty PHO Ltd	Bay of Plenty DHB	161,395	17,522	10.9%	164254	19482	11.9%	2859	1960	1.0%
Whanganui Regional PHO	Whanganui DHB	56,889	1,071	1.9%	56889	1339	2.4%	Nil	268	0.5%
All PHOs		4,494,463	547,060	12.2%	4,535,558	601,345	13.3%	41095	54285	1.1%

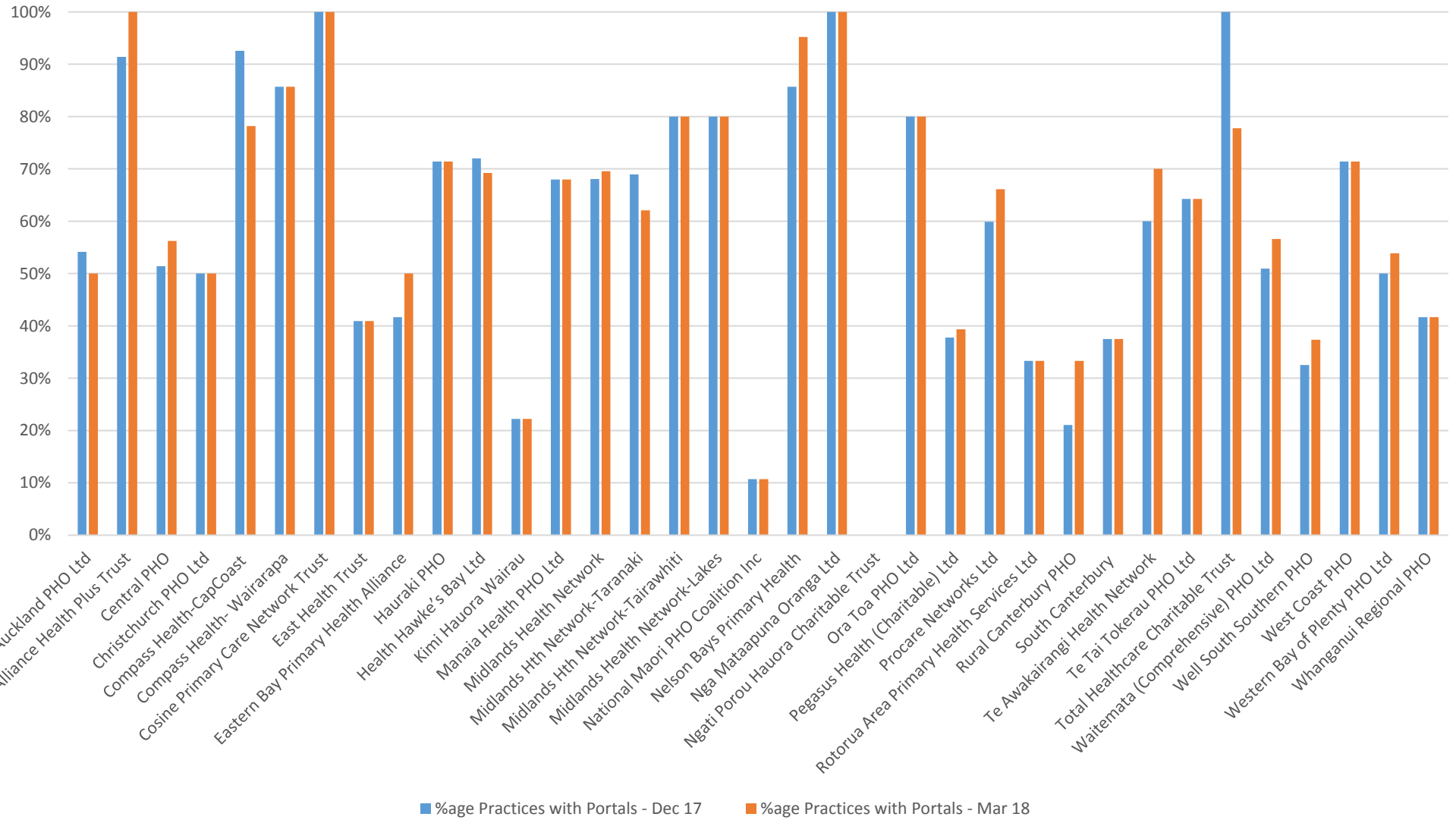
## Patients Registered Dec 2017 and Mar 2018



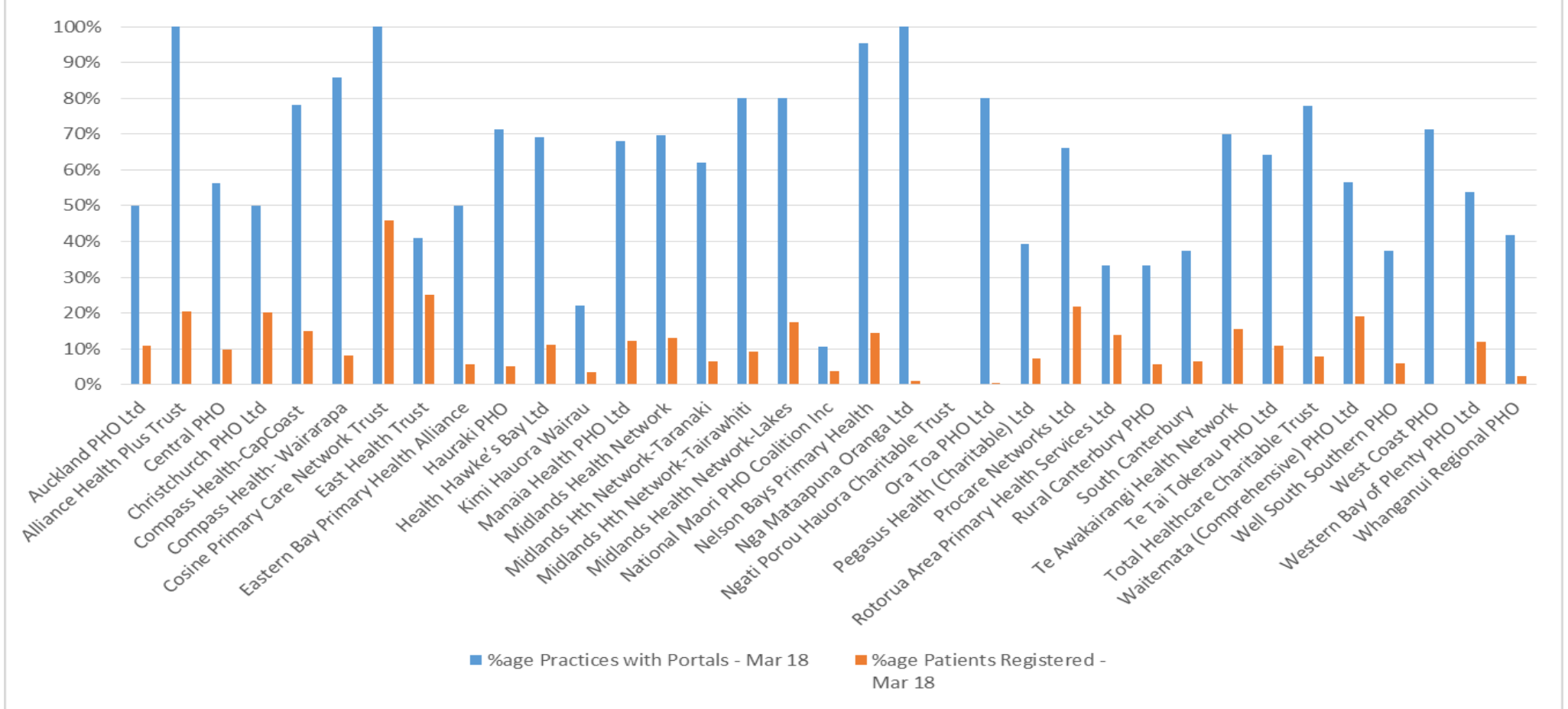
## Practices with Portals Dec 2017 and Mar 2018

PHO Name	DHB	2017/18 Q2			2017/18 Q3			Change in # of Practices	Change in Practices with Portals	Change in % Practices with Portals
		No. of Practices - Dec 17	Practices with Portals - Dec 17	%age Practices with Portals - Dec 17	No. of Practices - Mar 18	Practices with Portals - Mar 18	%age Practices with Portals - Mar 18			
Auckland PHO Ltd	Auckland DHB	24	13	54%	24	12	50%	Nil	-1	-4%
Alliance Health Plus Trust	Counties Manukau DHB	35	32	91%	30	30	100%	-5	-2	9%
Central PHO	Mid-Central DHB	35	18	51%	32	18	56%	-3	Nil	5%
Christchurch PHO Ltd	Canterbury DHB	6	3	50%	6	3	50%	Nil	Nil	Nil
Compass Health-CapCoast	Capital and Coast DHB	54	50	93%	55	43	78%	1	-7	-14%
Compass Health- Wairarapa	Wairarapa DHB	7	6	86%	7	6	86%	Nil	Nil	Nil
Cosine Primary Care Network Trust	Capital and Coast DHB	2	2	100%	2	2	100%	Nil	Nil	Nil
East Health Trust	Counties Manukau DHB	22	9	41%	22	9	41%	Nil	Nil	Nil
Eastern Bay Primary Health Alliance	Bay of Plenty DHB	12	5	42%	12	6	50%	Nil	1	8%
Hauraki PHO	Waikato DHB	28	20	71%	28	20	71%	Nil	Nil	Nil
Health Hawke's Bay Ltd	Hawke's Bay DHB	25	18	72%	26	18	69%	1	Nil	-3%
Kimi Hauora Wairau	Nelson Marlborough DHB	9	2	22%	9	2	22%	Nil	Nil	Nil
Manaia Health PHO Ltd	Northland DHB	25	17	68%	25	17	68%	Nil	Nil	Nil
Midlands Health Network	Waikato DHB	47	32	68%	46	32	70%	-1	Nil	1%
Midlands Hth Network-Taranaki	Taranaki DHB	29	20	69%	29	18	62%	Nil	-2	-7%
Midlands Hth Network-Tairāwhiti	Tairāwhiti DHB	5	4	80%	5	4	80%	Nil	Nil	Nil
Midlands Health Network-Lakes	Lakes DHB	5	4	80%	5	4	80%	Nil	Nil	Nil
National Maori PHO Coalition Inc	Counties Manukau DHB	28	3	11%	28	3	11%	Nil	Nil	Nil
Nelson Bays Primary Health	Nelson Marlborough DHB	21	18	86%	21	20	95%	Nil	2	10%
Nga Mataapuna Oranga Ltd	Bay of Plenty DHB	2	2	100%	2	2	100%	Nil	Nil	Nil
Ngati Porou Hauora Charitable Trust	Tairāwhiti DHB	7	0	0%	6	0	0%	-1	Nil	Nil
Ora Toa PHO Ltd	Capital and Coast DHB	5	4	80%	5	4	80%	Nil	Nil	Nil
Pegasus Health (Charitable) Ltd	Canterbury DHB	90	34	38%	89	35	39%	-1	1	2%
Procure Networks Ltd	Auckland DHB	177	106	60%	177	117	66%	Nil	11	6%
Rotorua Area Primary Health Services Ltd	Lakes DHB	15	5	33%	15	5	33%	Nil	Nil	Nil
Rural Canterbury PHO	Canterbury DHB	19	4	21%	18	6	33%	-1	2	12%
South Canterbury	South Canterbury DHB	24	9	38%	24	9	38%	Nil	Nil	Nil
Te Awakairangi Health Network	Hutt Valley DHB	20	12	60%	20	14	70%	Nil	2	10%
Te Tai Tokerau PHO Ltd	Northland DHB	14	9	64%	14	9	64%	Nil	Nil	Nil
Total Healthcare Charitable Trust	Counties Manukau DHB	7	7	100%	9	7	78%	2	Nil	-22%
Waitemata (Comprehensive) PHO Ltd	Waitemata DHB	53	27	51%	53	30	57%	Nil	3	6%
Well South Southern PHO	Southern DHB	83	27	33%	83	31	37%	Nil	4	5%
West Coast PHO	West Coast DHB	7	5	71%	7	5	71%	Nil	Nil	Nil
Western Bay of Plenty PHO Ltd	Bay of Plenty DHB	26	13	50%	26	14	54%	Nil	1	4%
Whanganui Regional PHO	Whanganui DHB	12	5	42%	12	5	42%	Nil	Nil	Nil
<b>All PHOs</b>		<b>980</b>	<b>545</b>	<b>56%</b>	<b>972</b>	<b>560</b>	<b>58%</b>	<b>-8</b>	<b>15</b>	<b>2%</b>

## Practices with portals Dec 2017 and Mar 2018



## Practice Portal Uptake and Patient Registration



## Practices offering open 'Clinical Notes'

