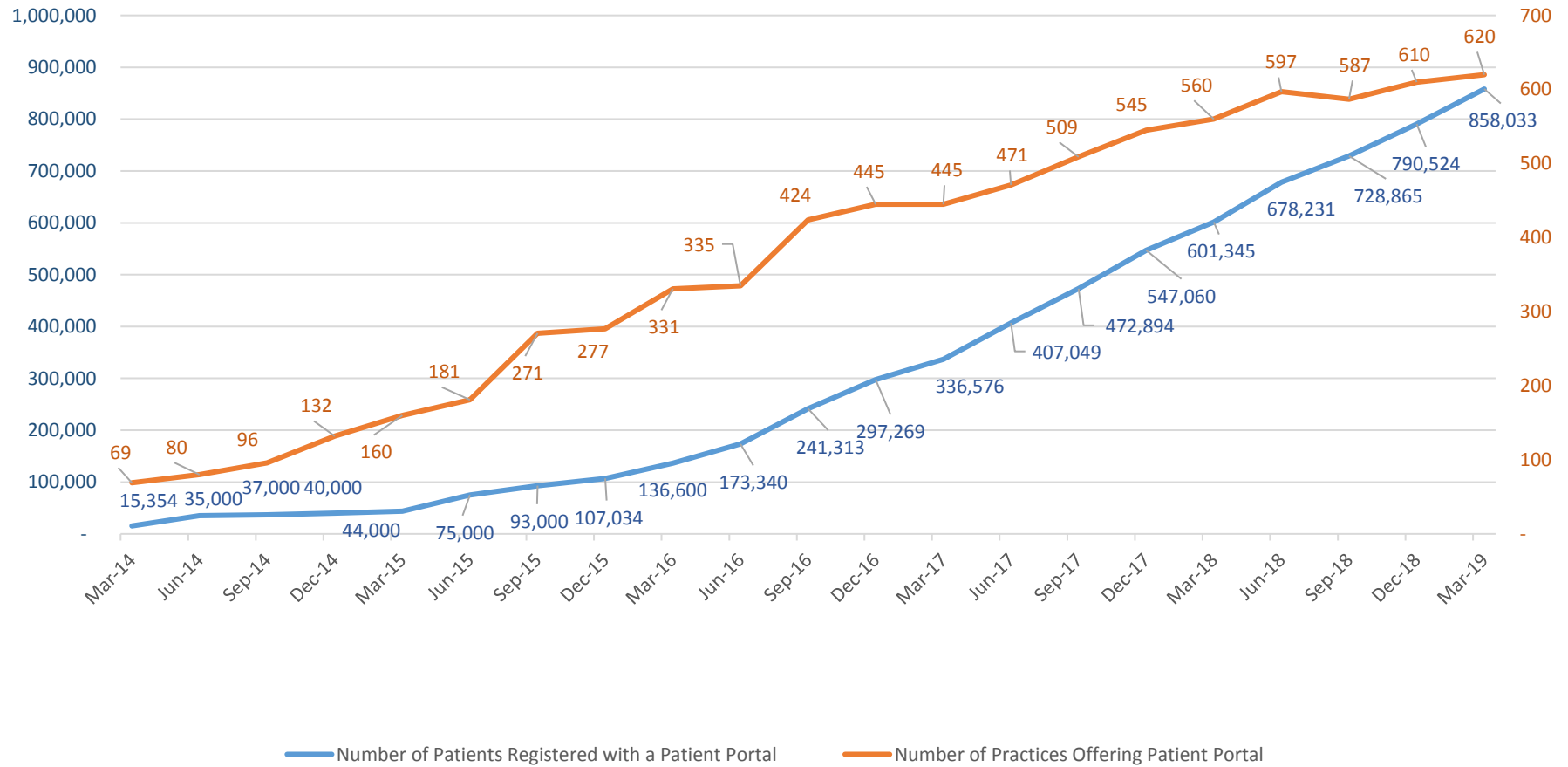


Patient Portal Uptake Report – March 2019

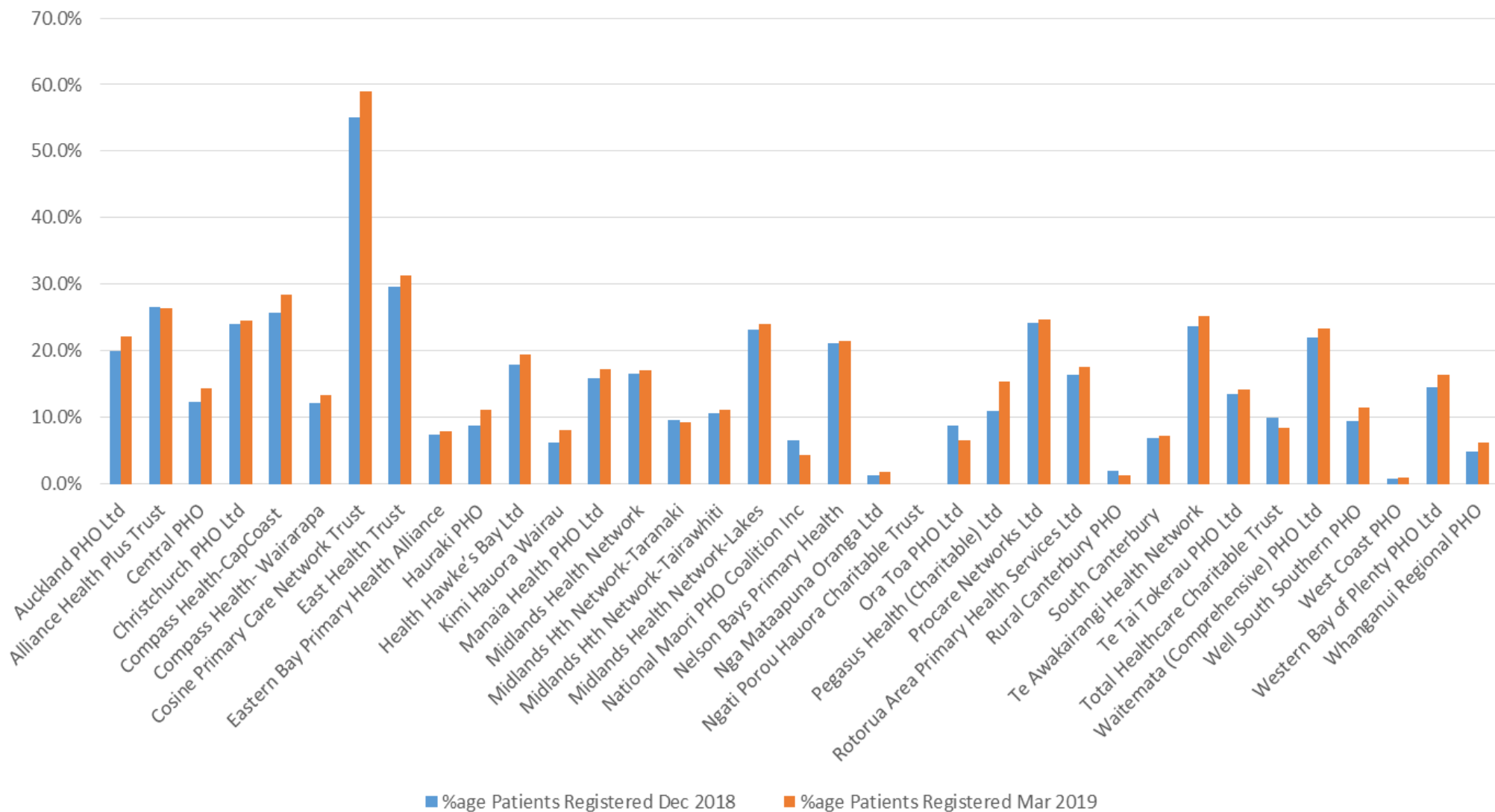
Patient Portals



Enrolled Patients Registered for Patient Portals Dec 2018 and Mar 2019

PHO Name	DHB	2018/19 Q2			2018/19 Q3			Change in Enrolment	Change in # of Patients Registered	%age Change in Patients Registered
		Enrolment - Dec 18	Patients Registered Dec 18	%age Patients Registered Dec 18	Enrolment - Mar 19	Patients Registered Mar 19	%age Patients Registered Mar 19			
Auckland PHO Ltd	Auckland DHB	65218	13013	20.0%	65701	14582	22.2%	483	1569	2.2%
Alliance Health Plus Trust	Counties Manukau DHB	107658	28597	26.6%	106653	28250	26.5%	-1005	-347	-0.1%
Central PHO	Mid-Central DHB	161408	19971	12.4%	162860	23336	14.3%	1452	3365	2.0%
Christchurch PHO Ltd	Canterbury DHB	35866	8589	23.9%	36981	9062	24.5%	1115	473	0.6%
Compass Health-CapCoast	Capital and Coast DHB	275551	70851	25.7%	276923	78552	28.4%	1372	7701	2.7%
Compass Health- Wairarapa	Wairarapa DHB	44916	5466	12.2%	45294	6009	13.3%	378	543	1.1%
Cosine Primary Care Network Trust	Capital and Coast DHB	34427	18943	55.0%	34334	20222	58.9%	-93	1279	3.9%
East Health Trust	Counties Manukau DHB	97796	28972	29.6%	99177	31017	31.3%	1381	2045	1.6%
Eastern Bay Primary Health Alliance	Bay of Plenty DHB	27940	2062	7.4%	28233	2236	7.9%	293	174	0.5%
Hauraki PHO	Waikato DHB	152280	13397	8.8%	153490	16970	11.1%	1210	3573	2.3%
Health Hawke's Bay Ltd	Hawke's Bay DHB	160986	28869	17.9%	160986	31296	19.4%	Nil	2427	1.5%
Kimi Hauora Wairau	Nelson Marlborough DHB	43858	2704	6.2%	44374	3574	8.1%	516	870	1.9%
Manaia Health PHO Ltd	Northland DHB	101780	16237	16.0%	102355	17623	17.2%	575	1386	1.3%
Midlands Health Network	Waikato DHB	239460	39612	16.5%	241260	41352	17.1%	1800	1740	0.6%
Midlands Hth Network-Taranaki	Taranaki DHB	111808	10734	9.6%	112449	10378	9.2%	641	-356	-0.4%
Midlands Hth Network-Tairāwhiti	Tairāwhiti DHB	39165	4156	10.6%	39480	4398	11.1%	315	242	0.5%
Midlands Health Network-Lakes	Lakes DHB	36428	8465	23.2%	38401	9239	24.1%	1973	774	0.8%
National Maori PHO Coalition Inc	Counties Manukau DHB	80218	5203	6.5%	83640	3608	4.3%	3422	-1595	-2.2%
Nelson Bays Primary Health	Nelson Marlborough DHB	102670	21676	21.1%	103431	22233	21.5%	761	557	0.4%
Nga Mataapuna Oranga Ltd	Bay of Plenty DHB	11955	147	1.2%	11659	207	1.8%	-296	60	Nil
Ngati Porou Hauora Charitable Trust	Tairāwhiti DHB	8831	0	Nil	8650	0	Nil	-181	Nil	Nil
Ora Toa PHO Ltd	Capital and Coast DHB	18321	1613	8.8%	18358	1215	6.6%	37	-398	-2.2%
Pegasus Health (Charitable) Ltd	Canterbury DHB	445063	48602	10.9%	445063	68406	15.4%	Nil	19804	4.4%
Procure Networks Ltd	Auckland DHB	879317	213168	24.2%	881085	217686	24.7%	1768	4518	0.5%
Rotorua Area Primary Health Services Ltd	Lakes DHB	72665	11868	16.3%	73510	12863	17.5%	845	995	1.2%
Rural Canterbury PHO	Canterbury DHB	46561	887	1.9%	42041	551	1.3%	-4520	-336	-0.6%
South Canterbury	South Canterbury DHB	57916	3990	6.9%	61179	4384	7.2%	3263	394	0.3%
Te Awakairangi Health Network	Hutt Valley DHB	120592	28546	23.7%	120830	30507	25.2%	238	1961	1.6%
Te Tai Tokerau PHO Ltd	Northland DHB	66075	8875	13.4%	66590	9403	14.1%	515	528	0.7%
Total Healthcare Charitable Trust	Counties Manukau DHB	111824	11071	9.9%	111338	9416	8.5%	-486	-1655	-1.4%
Waitemata (Comprehensive) PHO Ltd	Waitemata DHB	250364	55083	22.0%	253898	59362	23.4%	3534	4279	1.4%
Well South Southern PHO	Southern DHB	305272	28695	9.4%	307545	35135	11.4%	2273	6440	2.0%
West Coast PHO	West Coast DHB	29878	219	0.7%	29749	271	0.9%	-129	52	0.2%
Western Bay of Plenty PHO Ltd	Bay of Plenty DHB	187569	27364	14.6%	189417	30988	16.4%	1848	3624	1.8%
Whanganui Regional PHO	Whanganui DHB	58886	2879	4.9%	59362	3702	6.2%	476	823	1.3%
All PHOs		4,590,522	790,524	17.2%	4,616,296	858,033	18.6%	25774	67509	1.4%

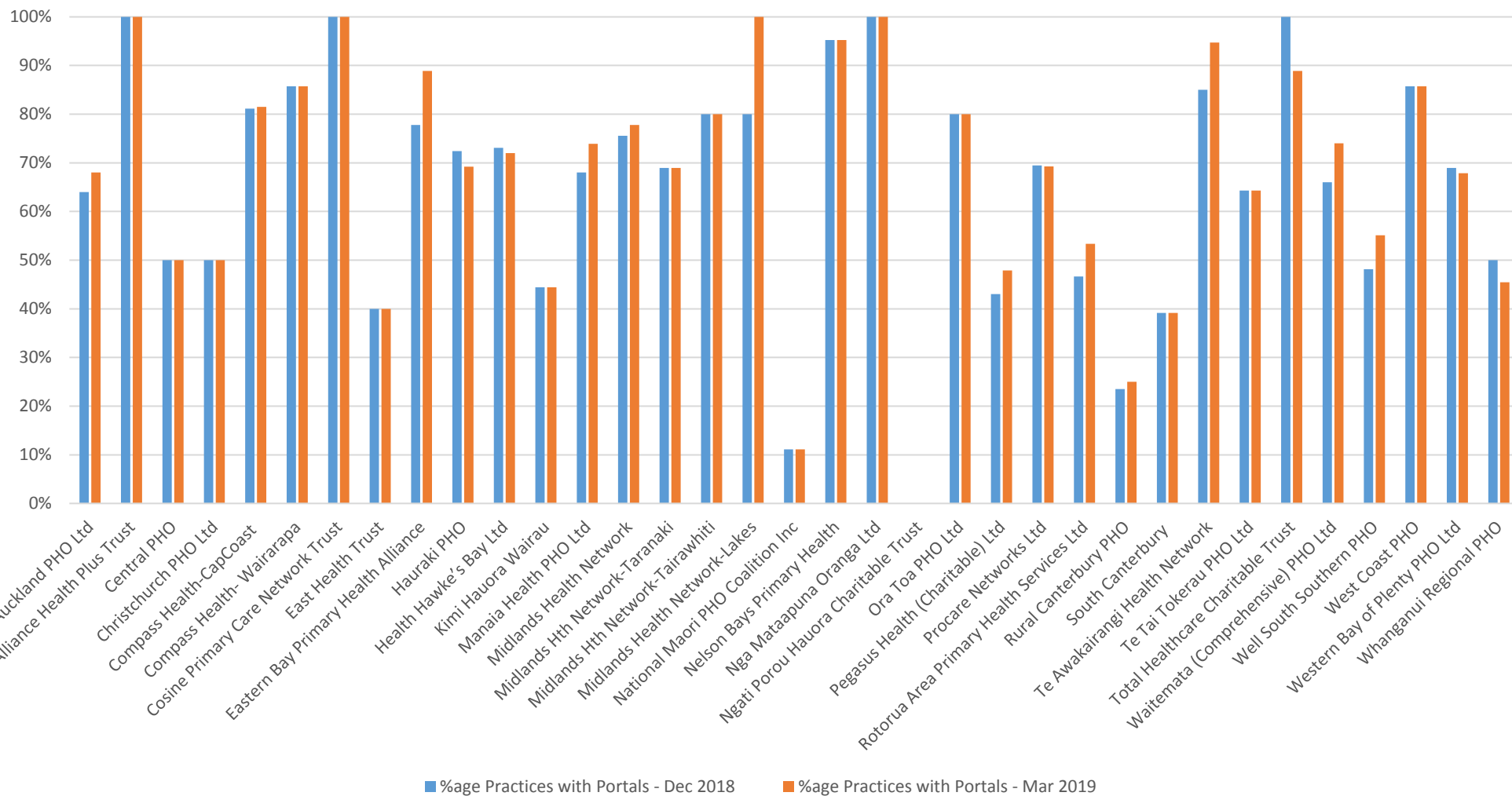
Patients Registered Dec 2018 and Mar 2019



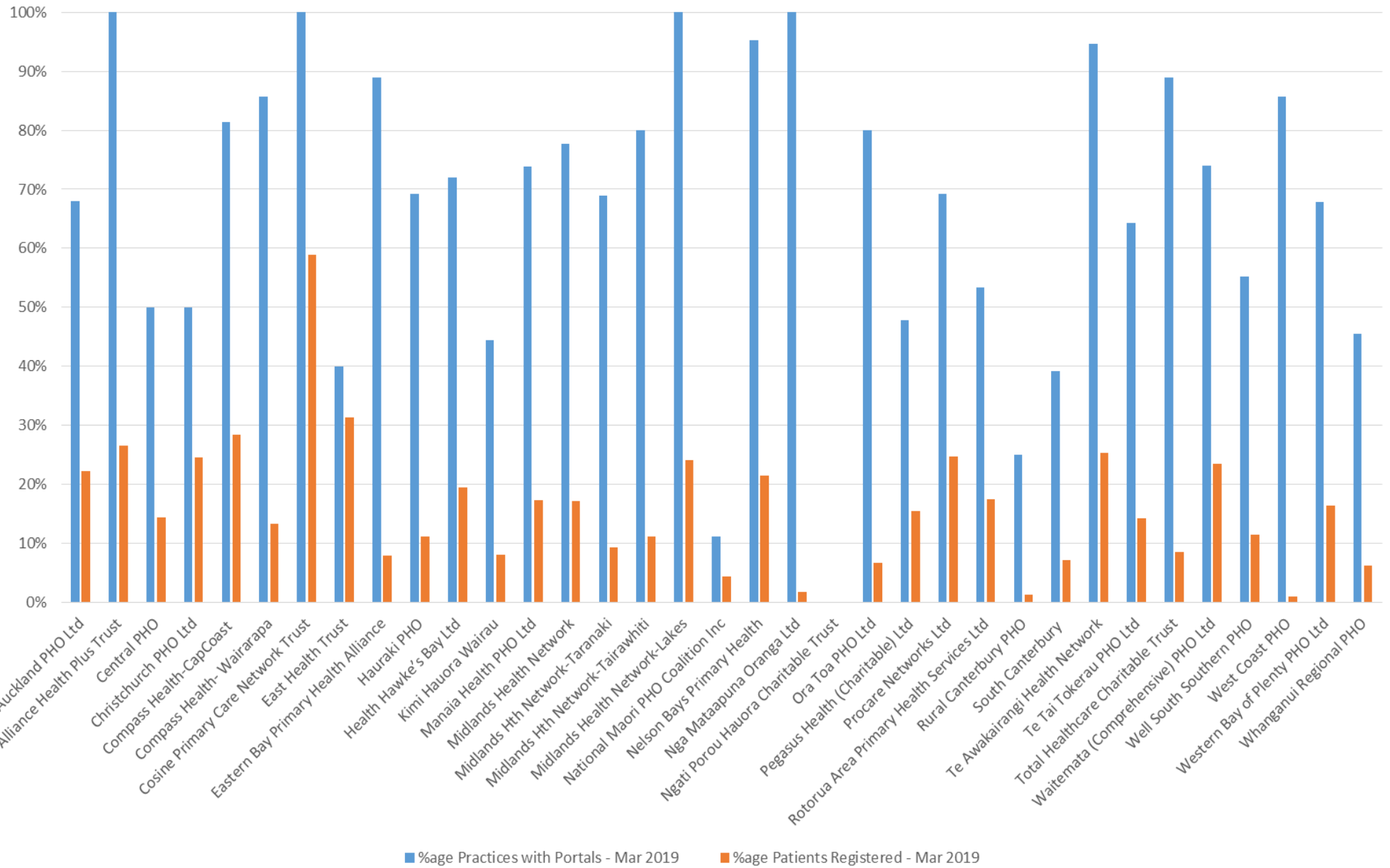
Practices with Portals Dec 2018 and Mar 2019

PHO Name	DHB	2018/19 Q2			2018/19 Q3			Change in # of Practices	Change in Practices with Portals	Change in % Practices with Portals
		No. of Practices - Dec 18	Practices with Portals - Dec 18	%age Practices with Portals - Dec 18	No. of Practices - Mar 19	Practices with Portals - Mar 19	%age Practices with Portals - Mar 19			
Auckland PHO Ltd	Auckland DHB	25	16	64%	25	17	68%	Nil	1	4%
Alliance Health Plus Trust	Counties Manukau DHB	34	34	100%	32	32	100%	-2	-2	Nil
Central PHO	Mid-Central DHB	30	15	50%	30	15	50%	Nil	Nil	Nil
Christchurch PHO Ltd	Canterbury DHB	6	3	50%	6	3	50%	Nil	Nil	Nil
Compass Health-CapCoast	Capital and Coast DHB	53	43	81%	54	44	81%	1	1	0%
Compass Health- Wairarapa	Wairarapa DHB	7	6	86%	7	6	86%	Nil	Nil	Nil
Cosine Primary Care Network Trust	Capital and Coast DHB	2	2	100%	2	2	100%	Nil	Nil	Nil
East Health Trust	Counties Manukau DHB	20	8	40%	20	8	40%	Nil	Nil	Nil
Eastern Bay Primary Health Alliance	Bay of Plenty DHB	9	7	78%	9	8	89%	Nil	1	11%
Hauraki PHO	Waikato DHB	29	21	72%	26	18	69%	-3	-3	-3%
Health Hawke's Bay Ltd	Hawke's Bay DHB	26	19	73%	25	18	72%	-1	-1	-1%
Kimi Hauora Wairau	Nelson Marlborough DHB	9	4	44%	9	4	44%	Nil	Nil	Nil
Manaia Health PHO Ltd	Northland DHB	25	17	68%	23	17	74%	-2	Nil	6%
Midlands Health Network	Waikato DHB	45	34	76%	45	35	78%	Nil	1	2%
Midlands Hth Network-Taranaki	Taranaki DHB	29	20	69%	29	20	69%	Nil	Nil	Nil
Midlands Hth Network-Tairāwhiti	Tairāwhiti DHB	5	4	80%	5	4	80%	Nil	Nil	Nil
Midlands Health Network-Lakes	Lakes DHB	5	4	80%	5	5	100%	Nil	1	20%
National Maori PHO Coalition Inc	Counties Manukau DHB	27	3	11%	27	3	11%	Nil	Nil	Nil
Nelson Bays Primary Health	Nelson Marlborough DHB	21	20	95%	21	20	95%	Nil	Nil	Nil
Nga Mataapuna Oranga Ltd	Bay of Plenty DHB	2	2	100%	2	2	100%	Nil	Nil	Nil
Ngati Porou Hauora Charitable Trust	Tairāwhiti DHB	6	0	0%	6	0	0%	Nil	Nil	Nil
Ora Toa PHO Ltd	Capital and Coast DHB	5	4	80%	5	4	80%	Nil	Nil	Nil
Pegasus Health (Charitable) Ltd	Canterbury DHB	93	40	43%	94	45	48%	1	5	5%
Procure Networks Ltd	Auckland DHB	180	125	69%	179	124	69%	-1	-1	0%
Rotorua Area Primary Health Services Ltd	Lakes DHB	15	7	47%	15	8	53%	Nil	1	7%
Rural Canterbury PHO	Canterbury DHB	17	4	24%	16	4	25%	-1	Nil	1%
South Canterbury	South Canterbury DHB	23	9	39%	23	9	39%	Nil	Nil	Nil
Te Awakairangi Health Network	Hutt Valley DHB	20	17	85%	19	18	95%	-1	1	10%
Te Tai Tokerau PHO Ltd	Northland DHB	14	9	64%	14	9	64%	Nil	Nil	Nil
Total Healthcare Charitable Trust	Counties Manukau DHB	9	9	100%	9	8	89%	Nil	-1	-11%
Waitemata (Comprehensive) PHO Ltd	Waitemata DHB	50	33	66%	50	37	74%	Nil	4	8%
Well South Southern PHO	Southern DHB	81	39	48%	78	43	55%	-3	4	7%
West Coast PHO	West Coast DHB	7	6	86%	7	6	86%	Nil	Nil	Nil
Western Bay of Plenty PHO Ltd	Bay of Plenty DHB	29	20	69%	28	19	68%	-1	-1	-1%
Whanganui Regional PHO	Whanganui DHB	12	6	50%	11	5	45%	-1	-1	-5%
All PHOs		970	610	63%	956	620	65%	-14	10	2%

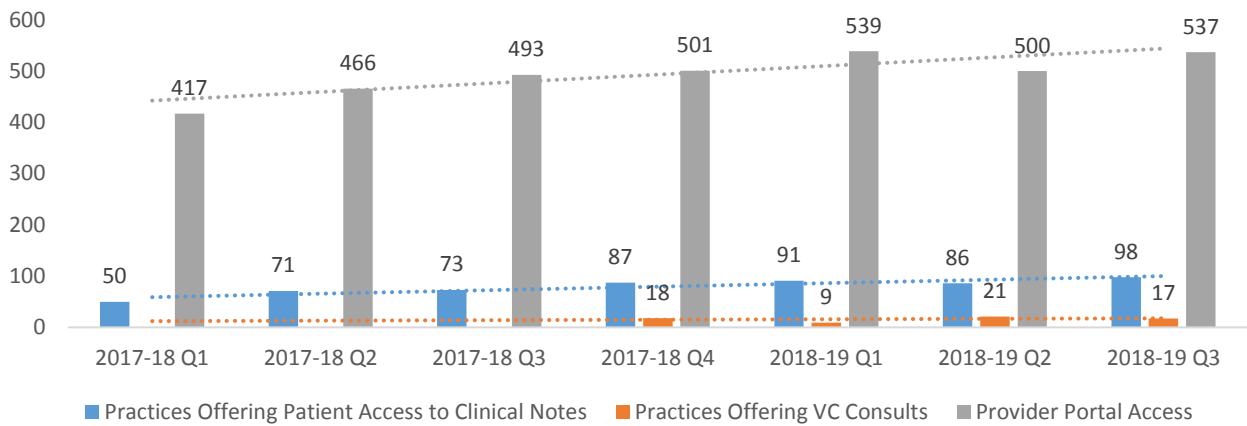
Practices with Portals Dec 2018 and Mar 2019



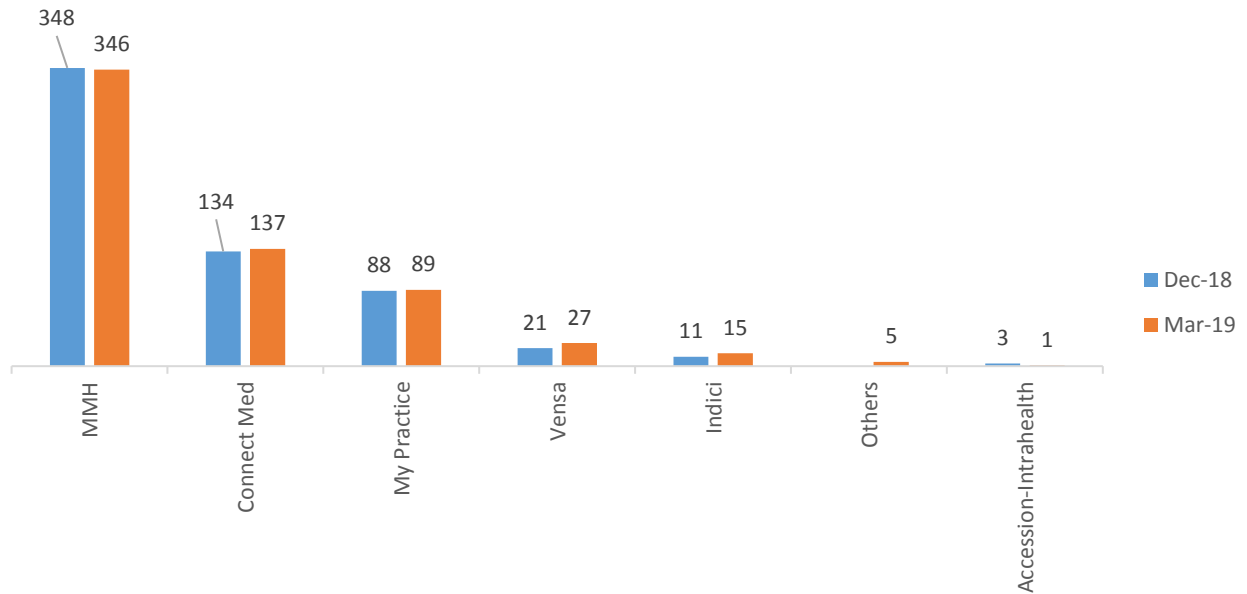
Practice Portal Uptake and Patient Registration Mar 2019



Clinical Notes, VC Consults & Provider Portal



Portal Solution Provider - Dec 2018 and Mar 2019



PMS Solution Provider - Mar 2019

