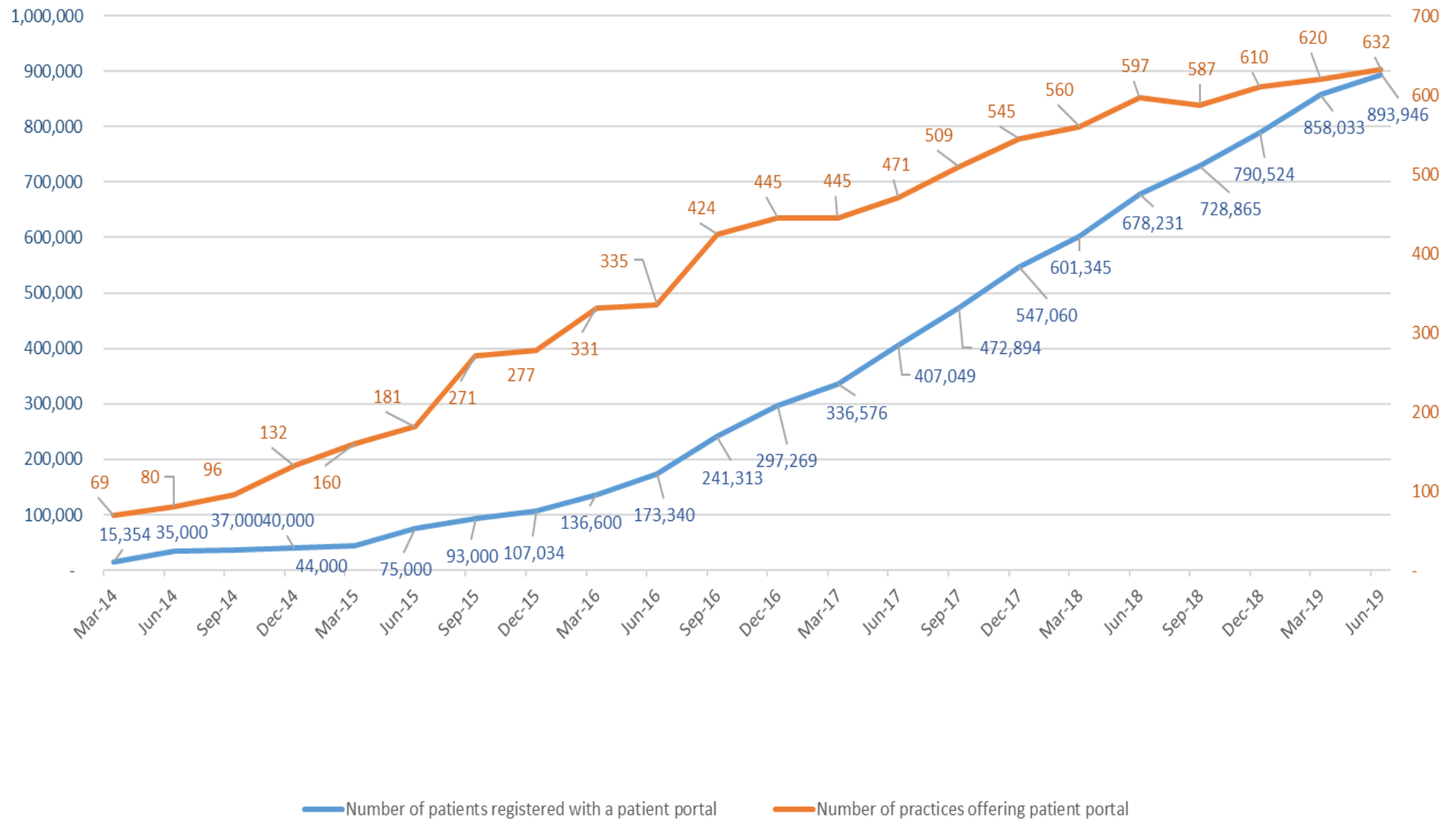
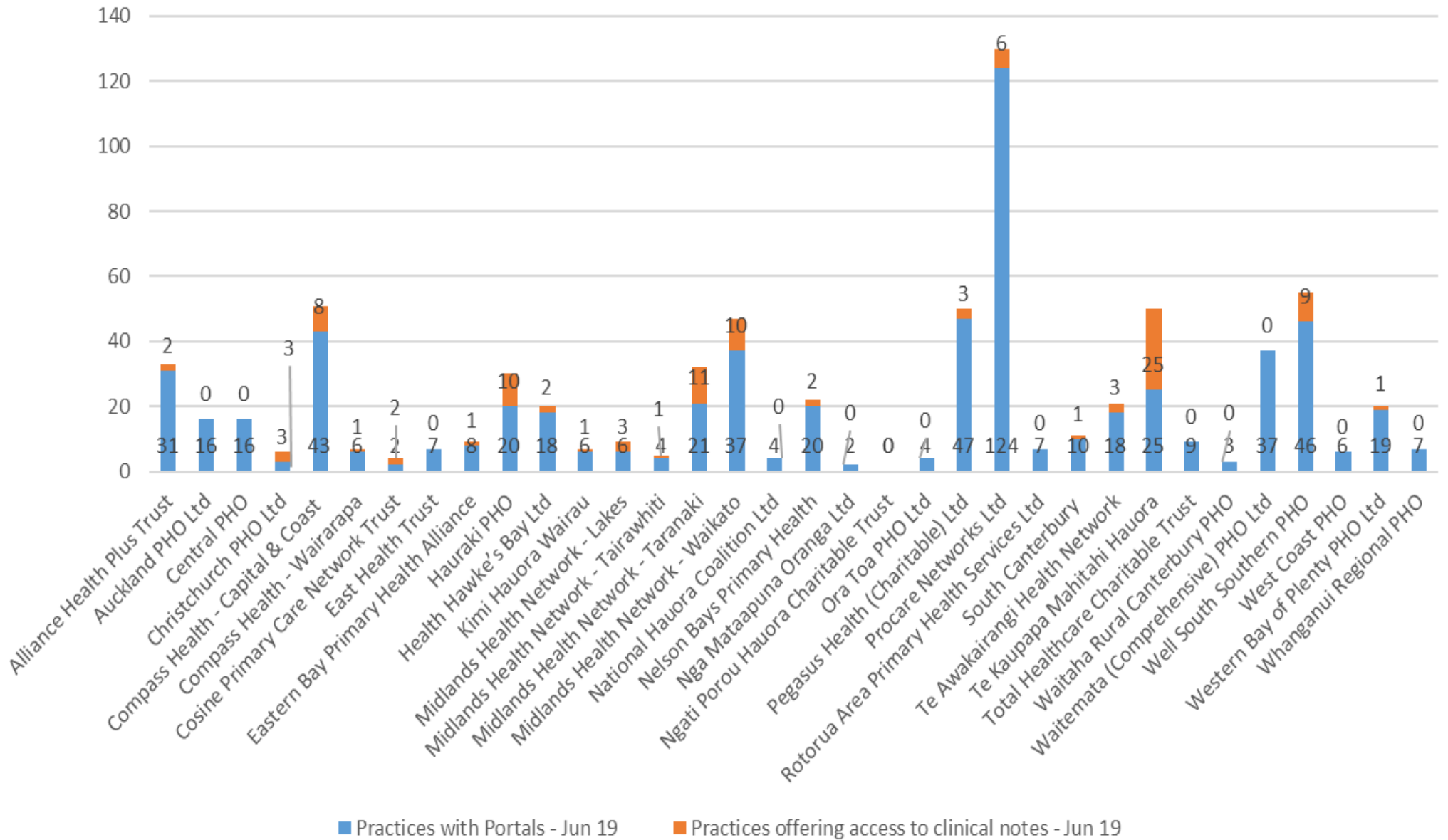


Patient Portals



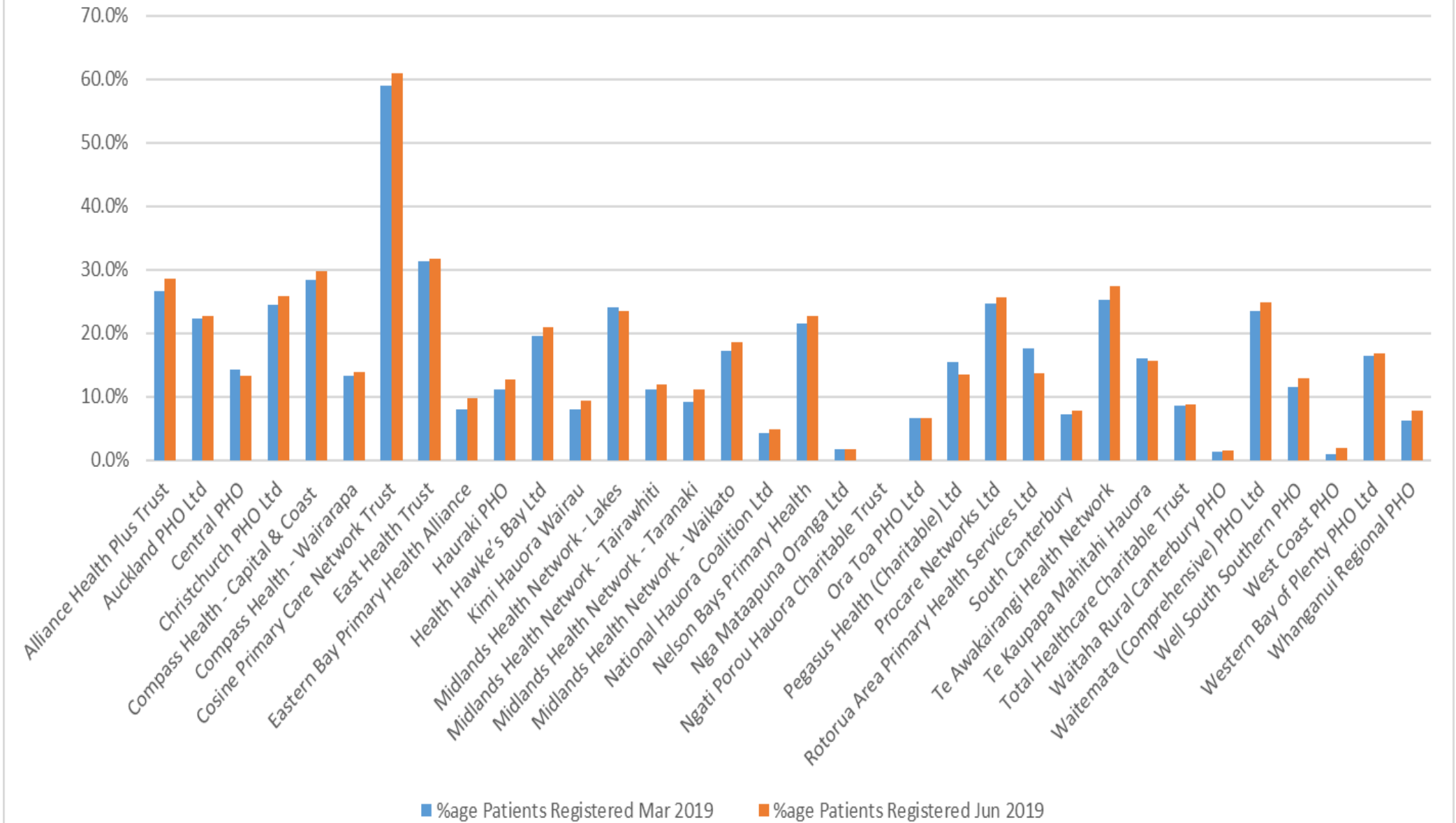
Practices with Portals and Offering Access to Clinical Notes



Enrolled Patients Registered for Patient Portals Mar 2019 and Jun 2019

		2018/19 Q3			2018/19 Q4					
PHO Name	DHB	Enrolment - Mar 19	Patients Registered Mar 19	%age Patients Registered Mar 19	Enrolment - Jun 19	Patients Registered Jun 19	%age Patients Registered Jun 19	Change in Enrolment	Change in # of Patients Registered	%age Change in Patients Registered
Alliance Health Plus Trust	Counties Manukau DHB	106653	28250	26.5%	108447	30993	28.6%	1794	2743	2.1%
Auckland PHO Ltd	Auckland DHB	65701	14582	22.2%	62534	14182	22.7%	-3167	-400	0.5%
Central PHO	Mid-Central DHB	162860	23336	14.3%	163630	21768	13.3%	770	-1568	-1.0%
Christchurch PHO Ltd	Canterbury DHB	36981	9062	24.5%	36846	9482	25.7%	-135	420	1.2%
Compass Health - Capital & Coast	Capital and Coast DHB	276923	78552	28.4%	280439	83502	29.8%	3516	4950	1.4%
Compass Health - Wairarapa	Wairarapa DHB	45294	6009	13.3%	45757	6338	13.9%	463	329	0.6%
Cosine Primary Care Network Trust	Capital and Coast DHB	34334	20222	58.9%	34638	21086	60.9%	304	864	2.0%
East Health Trust	Counties Manukau DHB	99177	31017	31.3%	95100	30073	31.6%	-4077	-944	0.3%
Eastern Bay Primary Health Alliance	Bay of Plenty DHB	28233	2236	7.9%	28547	2768	9.7%	314	532	1.8%
Hauraki PHO	Waikato DHB	153490	16970	11.1%	155075	19618	12.7%	1585	2648	1.6%
Health Hawke's Bay Ltd	Hawke's Bay DHB	160986	31296	19.4%	162110	33807	20.9%	1124	2511	1.4%
Kimi Hauora Wairau	Nelson Marlborough DHB	44374	3574	8.1%	45094	4237	9.4%	720	663	1.3%
Midlands Health Network - Lakes	Lakes DHB	38401	9239	24.1%	43678	10209	23.4%	5277	970	-0.7%
Midlands Health Network - Tairāwhiti	Tairāwhiti DHB	39480	4398	11.1%	39787	4701	11.8%	307	303	0.7%
Midlands Health Network - Taranaki	Taranaki DHB	112449	10378	9.2%	113474	12591	11.1%	1025	2213	1.9%
Midlands Health Network - Waikato	Waikato DHB	241260	41352	17.1%	242324	45064	18.6%	1064	3712	1.5%
National Hauora Coalition Ltd	Counties Manukau DHB	83640	3608	4.3%	93907	4461	4.8%	10267	853	0.4%
Nelson Bays Primary Health	Nelson Marlborough DHB	103431	22233	21.5%	104842	23714	22.6%	1411	1481	1.1%
Nga Mataapuna Oranga Ltd	Bay of Plenty DHB	11659	207	1.8%	11681	187	1.6%	22	-20	-0.2%
Ngati Porou Hauora Charitable Trust	Tairāwhiti DHB	8650	0	Nil	8650	0	Nil	Nil	Nil	Nil
Ora Toa PHO Ltd	Capital and Coast DHB	18358	1215	6.6%	18358	1215	6.6%	Nil	Nil	Nil
Pegasus Health (Charitable) Ltd	Canterbury DHB	445063	68406	15.4%	450562	60506	13.4%	5499	-7900	-1.9%
Procure Networks Ltd	Auckland DHB	881085	217686	24.7%	890815	228007	25.6%	9730	10321	0.9%
Rotorua Area Primary Health Services Ltd	Lakes DHB	73510	12863	17.5%	69375	9456	13.6%	-4135	-3407	-3.9%
South Canterbury	South Canterbury DHB	61179	4384	7.2%	61502	4811	7.8%	323	427	0.7%
Te Awakairangi Health Network	Hutt Valley DHB	120830	30507	25.2%	120946	32988	27.3%	116	2481	2.0%
Te Kaupapa Mahitahi Hauora	Northland DHB	168945	27026	16.0%	169882	26602	15.7%	937	-424	-0.3%
Total Healthcare Charitable Trust	Counties Manukau DHB	111338	9416	8.5%	112281	9741	8.7%	943	325	0.2%
Waitaha Rural Canterbury PHO	Canterbury DHB	42041	551	1.3%	46947	744	1.6%	4906	193	0.3%
Waitemata (Comprehensive) PHO Ltd	Waitemata DHB	253898	59362	23.4%	258408	64001	24.8%	4510	4639	1.4%
Well South Southern PHO	Southern DHB	307545	35135	11.4%	309794	39936	12.9%	2249	4801	1.5%
West Coast PHO	West Coast DHB	29749	271	0.9%	29901	582	1.9%	152	311	1.0%
Western Bay of Plenty PHO Ltd	Bay of Plenty DHB	189417	30988	16.4%	190990	31931	16.7%	1573	943	0.4%
Whanganui Regional PHO	Whanganui DHB	59362	3702	6.2%	59801	4645	7.8%	439	943	1.5%
All PHOs		4,616,296	858,033	18.6%	4,666,122	893,946	19.2%	49826	35913	0.6%

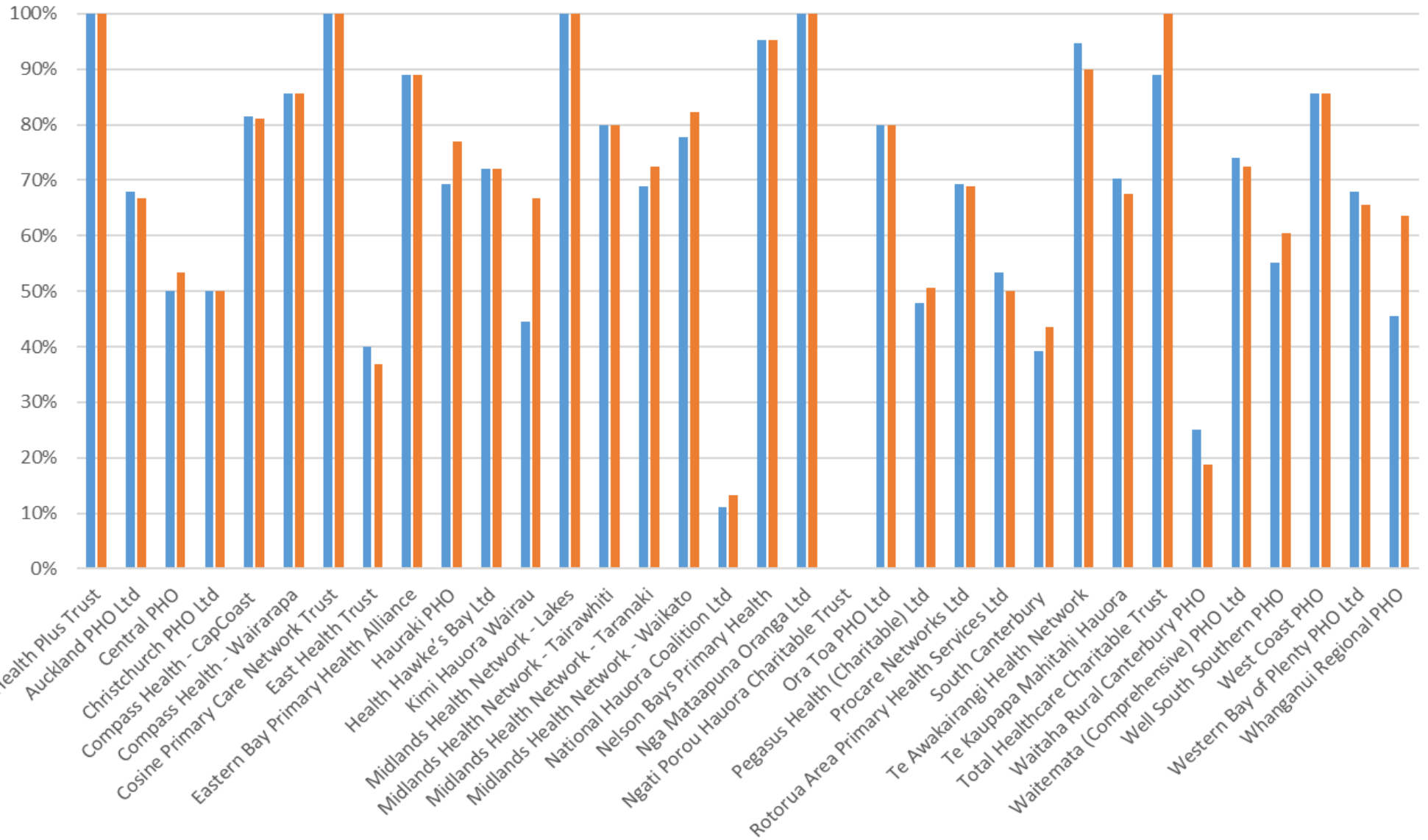
Patients Registered Mar 2019 and Jun 2019



Practices with Portals Mar 2019 and Jun 2019

PHO Name	DHB	2018/19 Q3			2018/19 Q4			Change in # of Practices	Change in Practices with Portals	Change in % Practices with Portals
		No. of Practices - Mar 19	Practices with Portals - Mar 19	%age Practices with Portals - Mar 19	No. of Practices - Jun 19	Practices with Portals - Jun 19	%age Practices with Portals - Jun 19			
Alliance Health Plus Trust	Counties Manukau DHB	32	32	100%	31	31	100%	-1	-1	Nil
Auckland PHO Ltd	Auckland DHB	25	17	68%	24	16	67%	-1	-1	-1%
Central PHO	Mid-Central DHB	30	15	50%	30	16	53%	Nil	1	3%
Christchurch PHO Ltd	Canterbury DHB	6	3	50%	6	3	50%	Nil	Nil	Nil
Compass Health - CapCoast	Capital and Coast DHB	54	44	81%	53	43	81%	-1	-1	0%
Compass Health - Wairarapa	Wairarapa DHB	7	6	86%	7	6	86%	Nil	Nil	Nil
Cosine Primary Care Network Trust	Capital and Coast DHB	2	2	100%	2	2	100%	Nil	Nil	Nil
East Health Trust	Counties Manukau DHB	20	8	40%	19	7	37%	-1	-1	-3%
Eastern Bay Primary Health Alliance	Bay of Plenty DHB	9	8	89%	9	8	89%	Nil	Nil	Nil
Hauraki PHO	Waikato DHB	26	18	69%	26	20	77%	Nil	2	8%
Health Hawke's Bay Ltd	Hawke's Bay DHB	25	18	72%	25	18	72%	Nil	Nil	Nil
Kimi Hauora Wairau	Nelson Marlborough DHB	9	4	44%	9	6	67%	Nil	2	22%
Midlands Health Network - Lakes	Lakes DHB	5	5	100%	6	6	100%	1	1	Nil
Midlands Health Network - Tairāwhiti	Tairāwhiti DHB	5	4	80%	5	4	80%	Nil	Nil	Nil
Midlands Health Network - Taranaki	Taranaki DHB	29	20	69%	29	21	72%	Nil	1	3%
Midlands Health Network - Waikato	Waikato DHB	45	35	78%	45	37	82%	Nil	2	4%
National Hauora Coalition Ltd	Counties Manukau DHB	27	3	11%	30	4	13%	3	1	2%
Nelson Bays Primary Health	Nelson Marlborough DHB	21	20	95%	21	20	95%	Nil	Nil	Nil
Nga Mataapuna Oranga Ltd	Bay of Plenty DHB	2	2	100%	2	2	100%	Nil	Nil	Nil
Ngāti Porou Hauora Charitable Trust	Tairāwhiti DHB	6	0	0%	6	0	0%	Nil	Nil	Nil
Ora Toa PHO Ltd	Capital and Coast DHB	5	4	80%	5	4	80%	Nil	Nil	Nil
Pegasus Health (Charitable) Ltd	Canterbury DHB	94	45	48%	93	47	51%	-1	2	3%
Procure Networks Ltd	Auckland DHB	179	124	69%	180	124	69%	1	Nil	0%
Rotorua Area Primary Health Services Ltd	Lakes DHB	15	8	53%	14	7	50%	-1	-1	-3%
South Canterbury	South Canterbury DHB	23	9	39%	23	10	43%	Nil	1	4%
Te Awakairangi Health Network	Hutt Valley DHB	19	18	95%	20	18	90%	1	Nil	-5%
Te Kaupapa Mahitahi Hauora	Northland DHB	37	26	70%	37	25	68%	Nil	-1	-3%
Total Healthcare Charitable Trust	Counties Manukau DHB	9	8	89%	9	9	100%	Nil	1	11%
Waitaha Rural Canterbury PHO	Canterbury DHB	16	4	25%	16	3	19%	Nil	-1	-6%
Waitemata (Comprehensive) PHO Ltd	Waitemata DHB	50	37	74%	51	37	73%	1	Nil	-1%
Well South Southern PHO	Southern DHB	78	43	55%	76	46	61%	-2	3	5%
West Coast PHO	West Coast DHB	7	6	86%	7	6	86%	Nil	Nil	Nil
Western Bay of Plenty PHO Ltd	Bay of Plenty DHB	28	19	68%	29	19	66%	1	Nil	-2%
Whanganui Regional PHO	Whanganui DHB	11	5	45%	11	7	64%	Nil	2	18%
All PHOs		956	620	65%	956	632	66%	Nil	12	1%

Practices with Portals Mar 2019 and Jun 2019



■ %age Practices with Portals - Mar 2019 ■ %age Practices with Portals - Jun 2019

Practice Portal Uptake and Patient Registration Jun 2019

