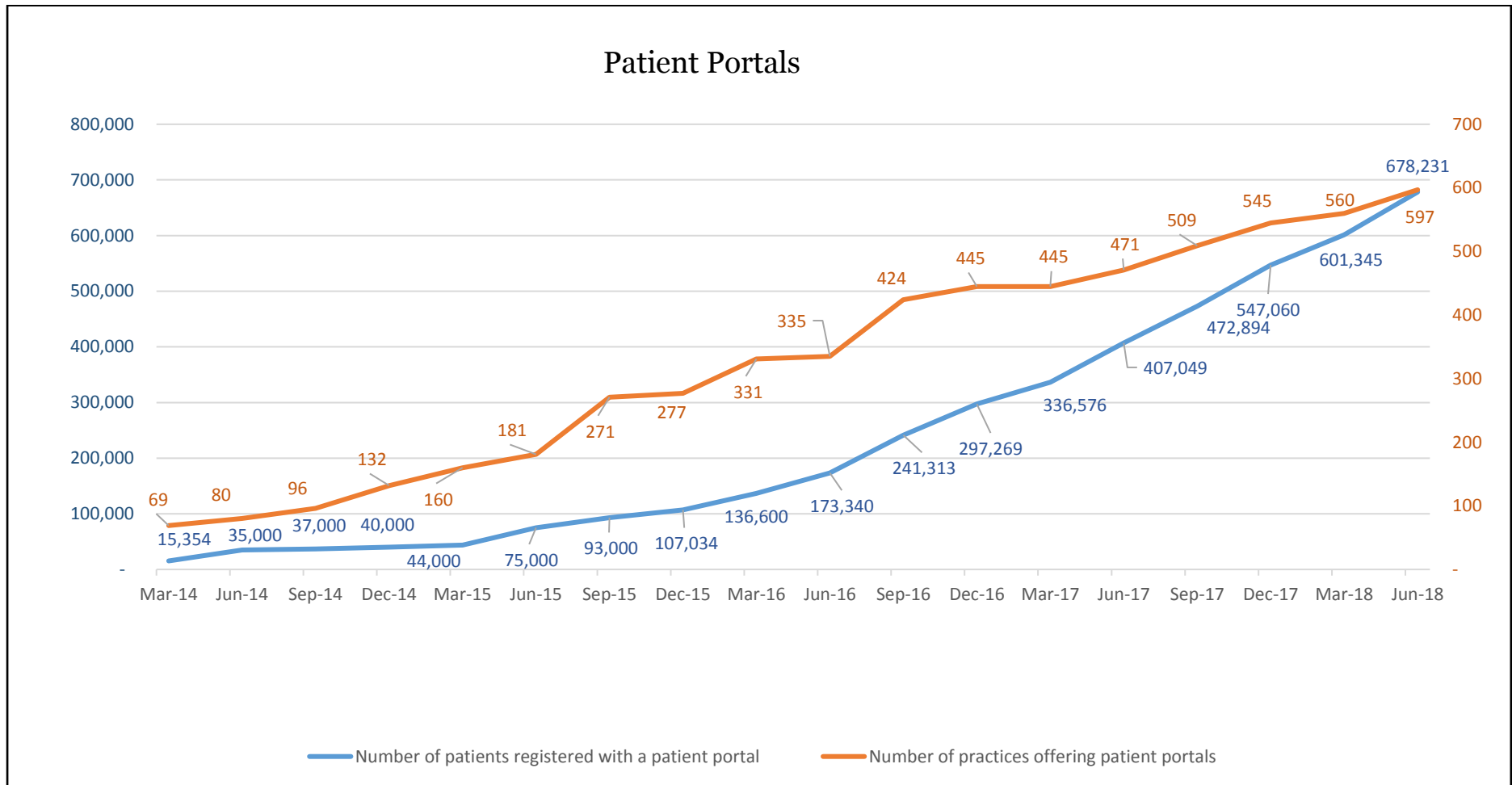


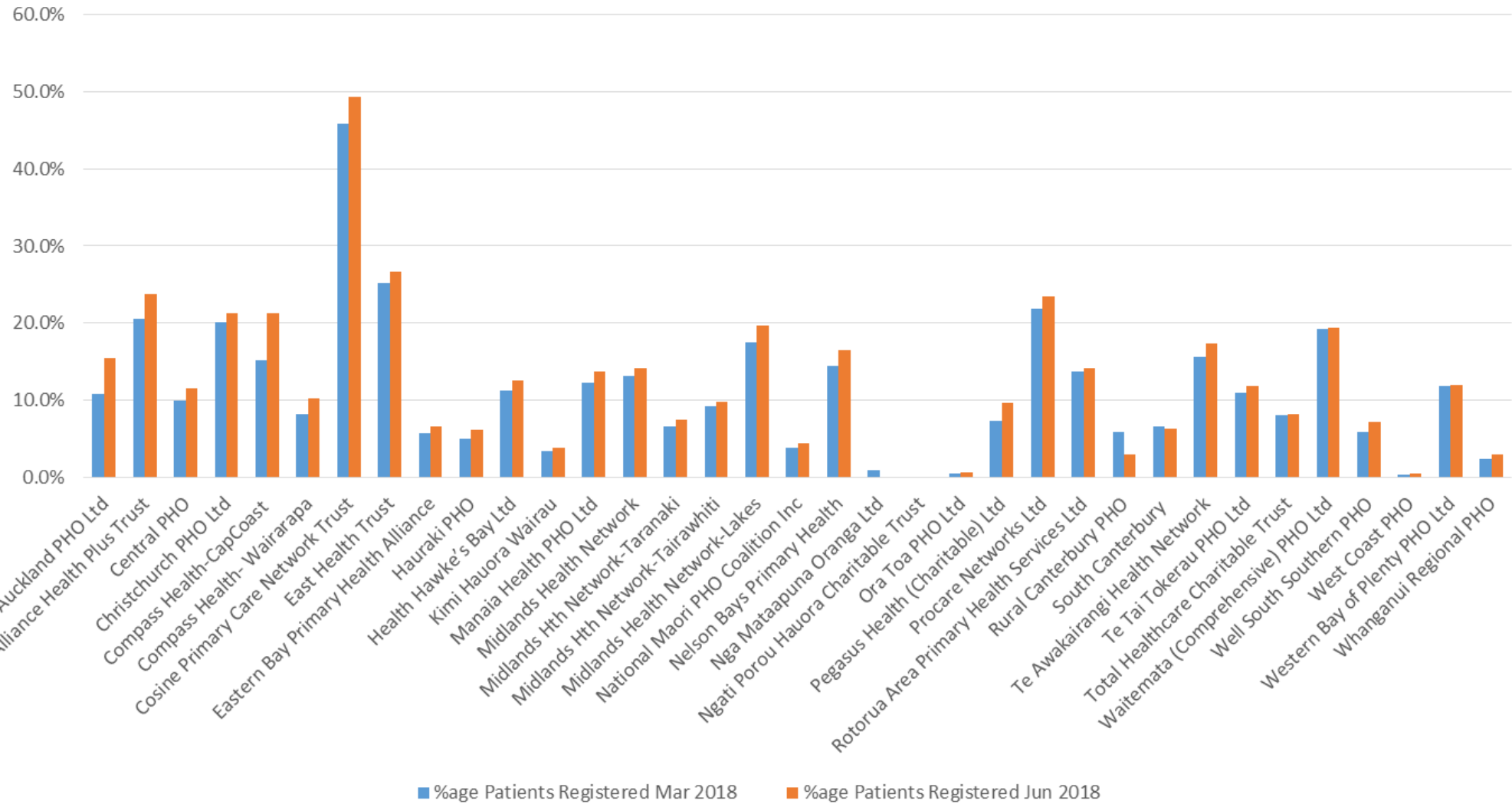
# Patient Portal Uptake Report – June 2018



## Enrolled patients registered for portals Mar 2018 and Jun 2018

PHO Name	DHB	2017/18 Q3			2017/18 Q4			Change in Enrolment	Change in # of Patients Registered	%age Change in Patients Registered
		Enrolment Mar 18	Patients Registered Mar 18	%age Patients Registered Mar 18	Enrolment Jun 18	Patients Registered Jun 18	%age Patients Registered Jun 18			
Auckland PHO Ltd	Auckland DHB	63330	6875	10.9%	63893	9862	15.4%	563	2987	4.6%
Alliance Health Plus Trust	Counties Manukau DHB	101531	20828	20.5%	105886	25159	23.8%	4355	4331	3.2%
Central PHO	Mid-Central DHB	159111	15687	9.9%	159935	18457	11.5%	824	2770	1.7%
Christchurch PHO Ltd	Canterbury DHB	36371	7315	20.1%	36428	7752	21.3%	57	437	1.2%
Compass Health-CapCoast	Capital and Coast DHB	271474	41051	15.1%	273682	58217	21.3%	2208	17166	6.2%
Compass Health- Wairarapa	Wairarapa DHB	44529	3630	8.2%	44737	4603	10.3%	208	973	2.1%
Cosine Primary Care Network Trust	Capital and Coast DHB	34262	15687	45.8%	34094	16813	49.3%	-168	1126	3.5%
East Health Trust	Counties Manukau DHB	103718	26094	25.2%	96884	25774	26.6%	-6834	-320	1.4%
Eastern Bay Primary Health Alliance	Bay of Plenty DHB	48521	2773	5.7%	27715	1837	6.6%	-20806	-936	0.9%
Hauraki PHO	Waikato DHB	140578	7103	5.1%	150420	9220	6.1%	9842	2117	1.1%
Health Hawke's Bay Ltd	Hawke's Bay DHB	160079	17952	11.2%	160751	20067	12.5%	672	2115	1.3%
Kimi Hauora Wairau	Nelson Marlborough DHB	42006	1433	3.4%	43992	1658	3.8%	1986	225	0.4%
Manaia Health PHO Ltd	Northland DHB	100760	12299	12.2%	101184	13829	13.7%	424	1530	1.5%
Midlands Health Network	Waikato DHB	245709	32164	13.1%	237785	33644	14.1%	-7924	1480	1.1%
Midlands Hth Network-Taranaki	Taranaki DHB	110718	7351	6.6%	110930	8327	7.5%	212	976	0.9%
Midlands Hth Network-Tairāwhiti	Tairāwhiti DHB	38840	3601	9.3%	38890	3804	9.8%	50	203	0.5%
Midlands Health Network-Lakes	Lakes DHB	38159	6700	17.6%	38218	7515	19.7%	59	815	2.1%
National Maori PHO Coalition Inc	Counties Manukau DHB	90259	3418	3.8%	91056	4063	4.5%	797	645	0.7%
Nelson Bays Primary Health	Nelson Marlborough DHB	101258	14621	14.4%	101258	16668	16.5%	Nil	2047	2.0%
Nga Mataapuna Oranga Ltd	Bay of Plenty DHB	11815	109	0.9%	11818	0	Nil	3	-109	Nil
Ngati Porou Hauora Charitable Trust	Tairāwhiti DHB	9148	0	Nil	9140	0	Nil	-8	Nil	Nil
Ora Toa PHO Ltd	Capital and Coast DHB	18133	80	0.4%	18269	110	0.6%	136	30	0.2%
Pegasus Health (Charitable) Ltd	Canterbury DHB	430028	31247	7.3%	439208	42578	9.7%	9180	11331	2.4%
Procare Networks Ltd	Auckland DHB	826226	179995	21.8%	844607	198144	23.5%	18381	18149	1.7%
Rotorua Area Primary Health Services Ltd	Lakes DHB	72090	9928	13.8%	72285	10185	14.1%	195	257	0.3%
Rural Canterbury PHO	Canterbury DHB	54577	3173	5.8%	47760	1388	2.9%	-6817	-1785	-2.9%
South Canterbury	South Canterbury DHB	57511	3759	6.5%	57675	3659	6.3%	164	-100	-0.2%
Te Awakairangi Health Network	Hutt Valley DHB	119809	18770	15.7%	120101	20757	17.3%	292	1987	1.6%
Te Tai Tokerau PHO Ltd	Northland DHB	65015	7089	10.9%	65503	7693	11.7%	488	604	0.8%
Total Healthcare Charitable Trust	Counties Manukau DHB	111505	8894	8.0%	111687	9067	8.1%	182	173	0.1%
Waitemata (Comprehensive) PHO Ltd	Waitemata DHB	277055	53160	19.2%	266344	51633	19.4%	-10711	-1527	0.2%
Well South Southern PHO	Southern DHB	300467	17635	5.9%	302544	21588	7.1%	2077	3953	1.3%
West Coast PHO	West Coast DHB	29823	103	0.3%	29885	134	0.4%	62	31	0.1%
Western Bay of Plenty PHO Ltd	Bay of Plenty DHB	164254	19482	11.9%	186114	22356	12.0%	21860	2874	0.2%
Whanganui Regional PHO	Whanganui DHB	56889	1339	2.4%	58069	1670	2.9%	1180	331	0.5%
<b>All PHOs</b>		<b>4,535,558</b>	<b>601,345</b>	<b>13.3%</b>	<b>4,558,747</b>	<b>678,231</b>	<b>14.9%</b>	<b>23189</b>	<b>76886</b>	<b>1.6%</b>

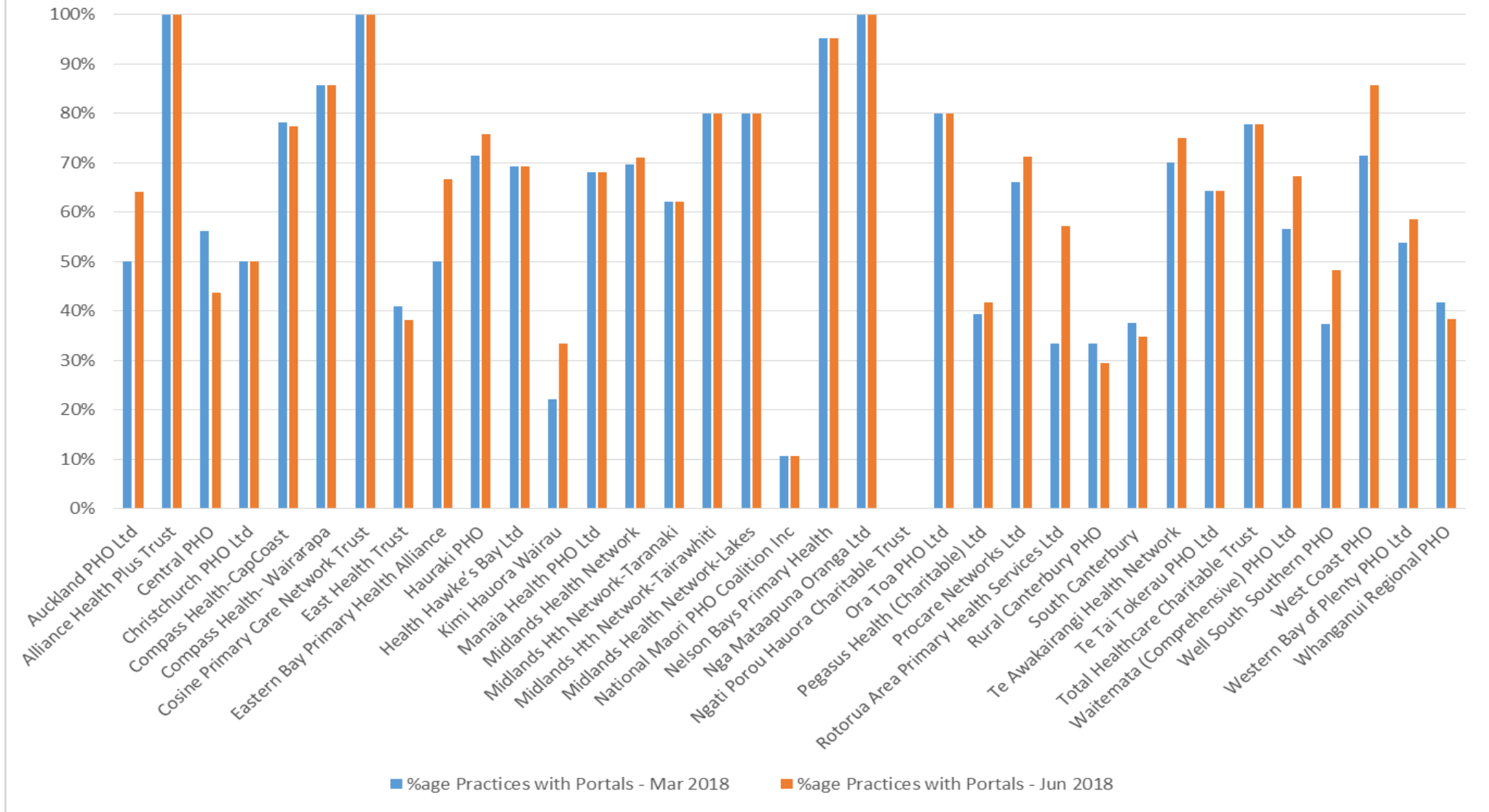
### Patients Registered Mar 2018 and Jun 2018



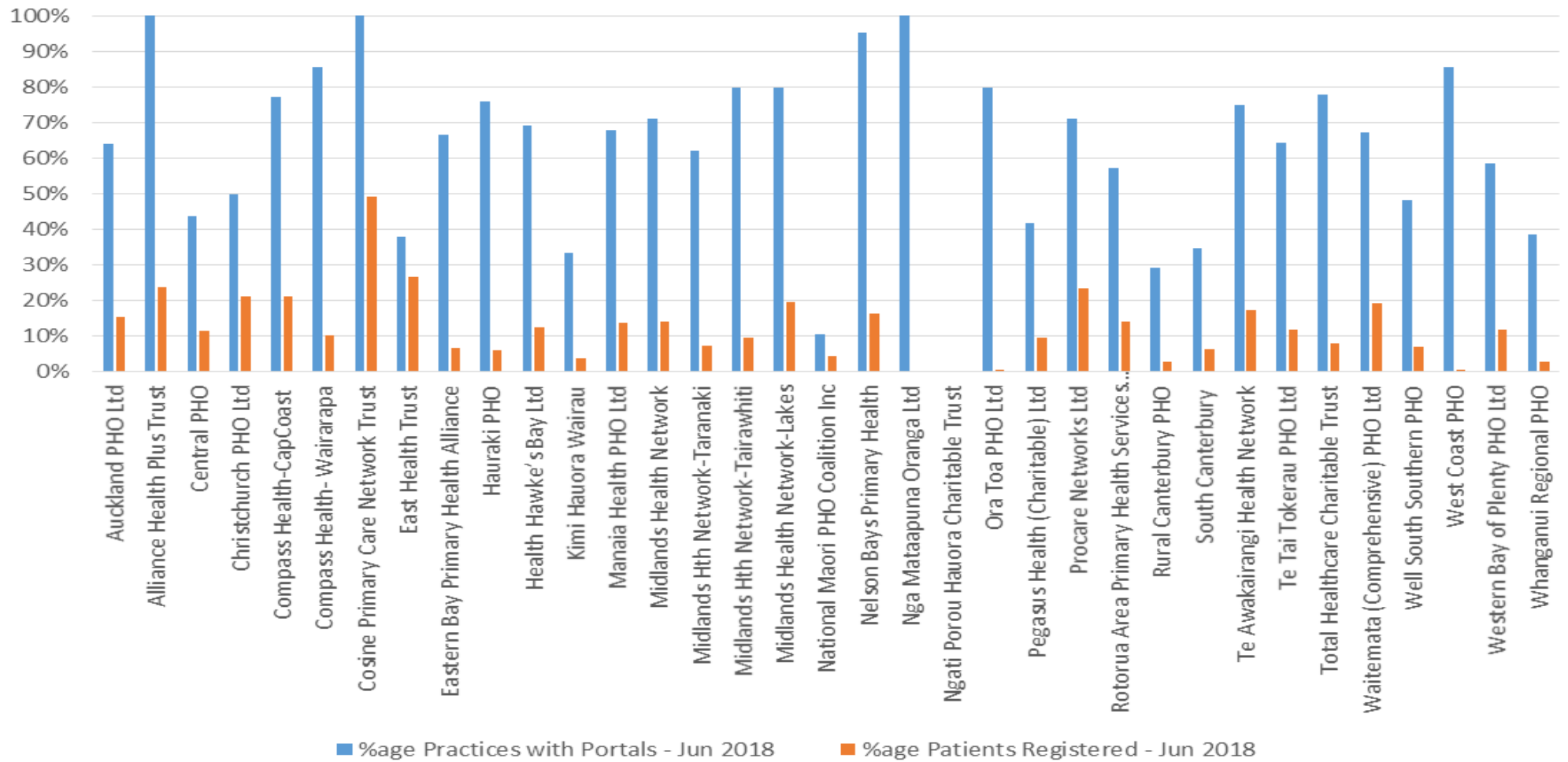
## Practices with Portals Mar 2018 and Jun 2018

PHO Name	DHB	2017/18 Q3			2017/18 Q4			Change in # of Practices	Change in Practices with Portals	Change in % Practices with Portals
		No. of Practices - Mar 18	Practices with Portals - Mar 18	%age Practices with Portals - Mar 18	No. of Practices - Jun 18	Practices with Portals - Jun 18	%age Practices with Portals - Jun 18			
Auckland PHO Ltd	Auckland DHB	24	12	50%	25	16	64%	1	4	14%
Alliance Health Plus Trust	Counties Manukau DHB	30	30	100%	35	35	100%	5	5	Nil
Central PHO	Mid-Central DHB	32	18	56%	32	14	44%	Nil	-4	-13%
Christchurch PHO Ltd	Canterbury DHB	6	3	50%	6	3	50%	Nil	Nil	Nil
Compass Health-CapCoast	Capital and Coast DHB	55	43	78%	53	41	77%	-2	-2	-1%
Compass Health- Wairarapa	Wairarapa DHB	7	6	86%	7	6	86%	Nil	Nil	Nil
Cosine Primary Care Network Trust	Capital and Coast DHB	2	2	100%	2	2	100%	Nil	Nil	Nil
East Health Trust	Counties Manukau DHB	22	9	41%	21	8	38%	-1	-1	-3%
Eastern Bay Primary Health Alliance	Bay of Plenty DHB	12	6	50%	9	6	67%	-3	Nil	17%
Hauraki PHO	Waikato DHB	28	20	71%	29	22	76%	1	2	4%
Health Hawke's Bay Ltd	Hawke's Bay DHB	26	18	69%	26	18	69%	Nil	Nil	Nil
Kimi Hauora Wairau	Nelson Marlborough DHB	9	2	22%	9	3	33%	Nil	1	11%
Manaia Health PHO Ltd	Northland DHB	25	17	68%	25	17	68%	Nil	Nil	Nil
Midlands Health Network	Waikato DHB	46	32	70%	45	32	71%	-1	Nil	2%
Midlands Hth Network-Taranaki	Taranaki DHB	29	18	62%	29	18	62%	Nil	Nil	Nil
Midlands Hth Network-Tairāwhiti	Tairāwhiti DHB	5	4	80%	5	4	80%	Nil	Nil	Nil
Midlands Health Network-Lakes	Lakes DHB	5	4	80%	5	4	80%	Nil	Nil	Nil
National Maori PHO Coalition Inc	Counties Manukau DHB	28	3	11%	28	3	11%	Nil	Nil	Nil
Nelson Bays Primary Health	Nelson Marlborough DHB	21	20	95%	21	20	95%	Nil	Nil	Nil
Nga Mataapuna Oranga Ltd	Bay of Plenty DHB	2	2	100%	2	2	100%	Nil	Nil	Nil
Ngati Porou Hauora Charitable Trust	Tairāwhiti DHB	6	0	0%	6	0	0%	Nil	Nil	Nil
Ora Toa PHO Ltd	Capital and Coast DHB	5	4	80%	5	4	80%	Nil	Nil	Nil
Pegasus Health (Charitable) Ltd	Canterbury DHB	89	35	39%	91	38	42%	2	3	2%
Procure Networks Ltd	Auckland DHB	177	117	66%	177	126	71%	Nil	9	5%
Rotorua Area Primary Health Services Ltd	Lakes DHB	15	5	33%	14	8	57%	-1	3	24%
Rural Canterbury PHO	Canterbury DHB	18	6	33%	17	5	29%	-1	-1	-4%
South Canterbury	South Canterbury DHB	24	9	38%	23	8	35%	-1	-1	-3%
Te Awakairangi Health Network	Hutt Valley DHB	20	14	70%	20	15	75%	Nil	1	5%
Te Tai Tokerau PHO Ltd	Northland DHB	14	9	64%	14	9	64%	Nil	Nil	Nil
Total Healthcare Charitable Trust	Counties Manukau DHB	9	7	78%	9	7	78%	Nil	Nil	Nil
Waitemata (Comprehensive) PHO Ltd	Waitemata DHB	53	30	57%	52	35	67%	-1	5	11%
Well South Southern PHO	Southern DHB	83	31	37%	83	40	48%	Nil	9	11%
West Coast PHO	West Coast DHB	7	5	71%	7	6	86%	Nil	1	14%
Western Bay of Plenty PHO Ltd	Bay of Plenty DHB	26	14	54%	29	17	59%	3	3	5%
Whanganui Regional PHO	Whanganui DHB	12	5	42%	13	5	38%	1	Nil	-3%
All PHOs		972	560	58%	974	597	61%	2	37	4%

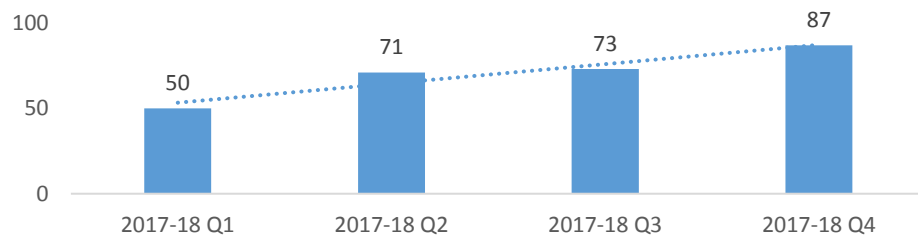
Practices with Portals Mar 2018 and Jun 2018



## Practice Portal Uptake and Patient Registration



### Practices offering access to clinical notes



### Practices offering VC consultations

