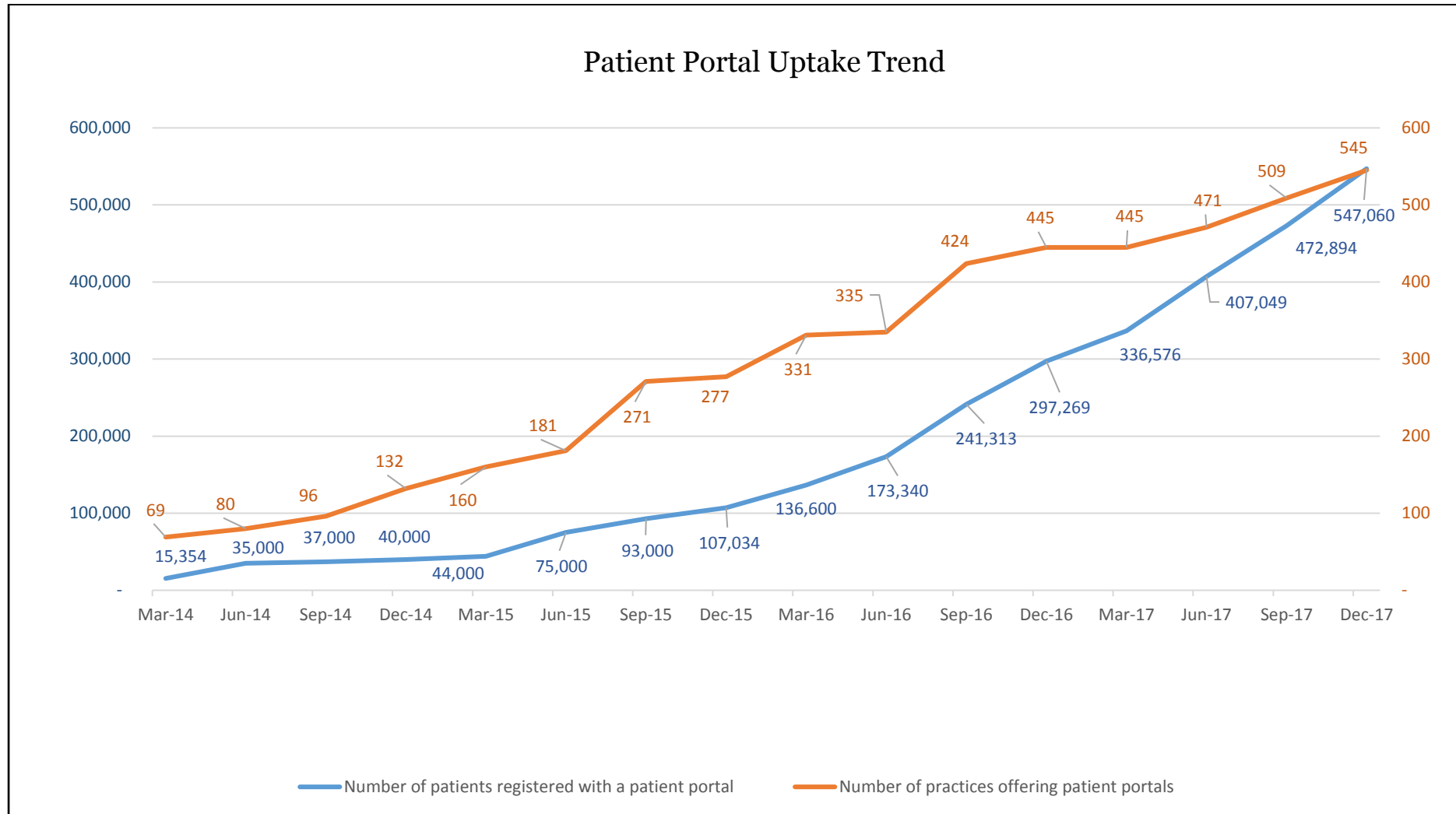


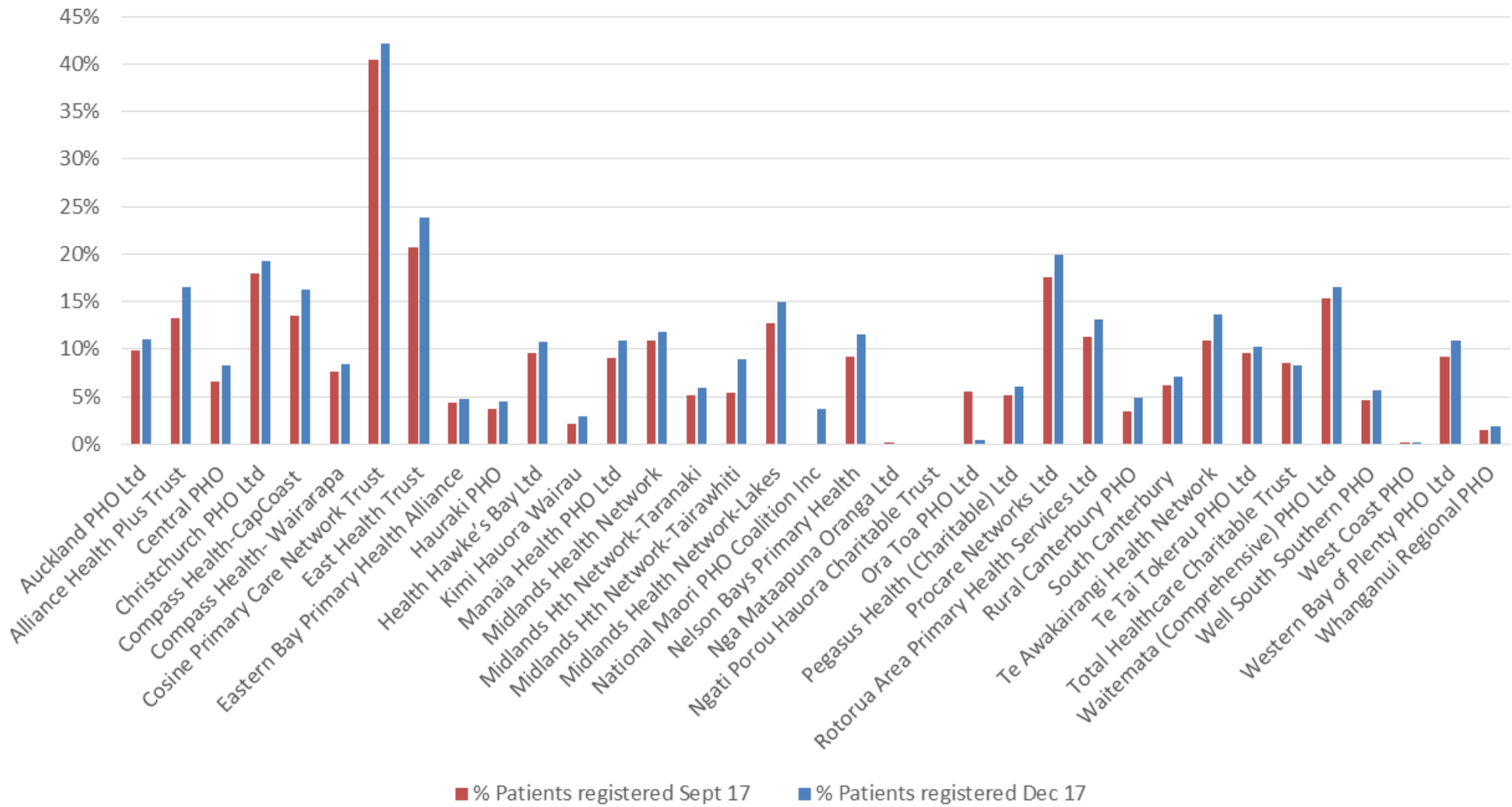
Patient Portal Uptake Report – December 2017



Enrolled patients registered for portals Sept 2017 and Dec 2017

PHO Name	DHB	2017/18 Q2			2017/18 Q1			Change in %	Change in numerator	Change in denominator
		Patients registered Dec 17	Enrolment Dec17	% Patients registered Dec 17	Patients registered Sept 17	Enrolment Sept 17	% Patients registered Sept 17			
Auckland PHO Ltd	ADHB	7,040	63,644	11%	6,678	67,988	10%	1%	362	-4344
Alliance Health Plus Trust	CMDHB	18,124	109,919	16%	14,529	109,919	13%	3%	3,595	0
Central PHO	MCDHB	13,161	158,720	8%	10,500	158,334	7%	2%	2,661	386
Christchurch PHO Ltd	CDHB	6,739	34,988	19%	6,323	35,159	18%	1%	416	-171
Compass Health-CapCoast	CCDHB	44,220	271,088	16%	37,204	275,001	14%	3%	7,016	-3913
Compass Health- Wairarapa	Wairarapa	3,715	44,125	8%	3,329	43,794	8%	1%	386	331
Cosine Primary Care Network Trust	CCDHB	14,469	34,278	42%	13,795	34,129	40%	2%	674	149
East Health Trust	CMDHB	24,425	102,691	24%	21,263	102,691	21%	3%	3,162	0
Eastern Bay Primary Health Alliance	BoPDHB	2293	48,403	5%	2076	48,200	4%	0%	217	203
Hauraki PHO	Waikato	6,227	137,596	5%	5,027	137,596	4%	1%	1,200	0
Health Hawke's Bay Ltd	HBDHB	17,106	159,322	11%	15,247	158,660	10%	1%	1,859	662
Kimi Hauora Wairau	NMDHB	1306	44,142	3%	966	44,164	2%	1%	340	-22
Manaia Health PHO Ltd	NDHB	10,924	100,141	11%	9,047	99,648	9%	2%	1,877	493
Midlands Health Network	Waikato	29,038	245,139	12%	26,792	244,513	11%	1%	2,246	626
Midlands Hth Network-Taranaki	Taranaki	6,493	110,111	6%	5,634	109,626	5%	1%	859	485
Midlands Hth Network-Tairāwhiti	Tairāwhiti	3,432	38,586	9%	2,086	38,350	5%	3%	1,346	236
Midlands Health Network-Lakes	LDHB	5,707	38,084	15%	4,818	37,992	13%	2%	889	92
National Maori PHO Coalition Inc	CMDHB	2,725	72,756	4%		72,756	0%	4%	2,725	0
Nelson Bays Primary Health	NMDHB	11,649	100,476	12%	9,188	99,900	9%	2%	2,461	576
Nga Mataapuna Oranga Ltd	BoPDHB		11,694	0%	21	11,694	0%	0%	-21	0
Ngati Porou Hauora Charitable Trust	Tairāwhiti		9,172	0%	0	9,280	0%	0%	0	-108
Ora Toa PHO Ltd	CCDHB	67	18,047	0%	737	13,348	6%	-5%	-670	4699
Pegasus Health (Charitable) Ltd	CDHB	25,638	427,942	6%	21,348	419,579	5%	1%	4,290	8363
Procure Networks Ltd	ADHB	163,953	820,702	20%	143,643	814,926	18%	2%	20,310	5776
Rotorua Area Primary Health Services Ltd	LDHB	9,374	71,570	13%	8,029	71,455	11%	2%	1,345	115
Rural Canterbury PHO	CDHB	2,634	54,392	5%	2,102	61,550	3%	1%	532	-7158
South Canterbury	SCDHB	4,064	57,468	7%	3,540	57,380	6%	1%	524	88
Te Awakairangi Health Network	HVDHB	16,304	119,509	14%	13,048	119,373	11%	3%	3,256	136
Te Tai Tokerau PHO Ltd	NDHB	6,612	64,460	10%	6,195	64,574	10%	1%	417	-114
Total Healthcare Charitable Trust	CMDHB	8,466	102,779	8%	8,515	100,488	8%	0%	-49	2291
Waitemata (Comprehensive) PHO Ltd	Waitemata	45,540	275,122	17%	41,771	272,829	15%	1%	3,769	2293
Well South Southern PHO	SDHB	16,962	299,325	6%	13,749	297,967	5%	1%	3,213	1358
West Coast PHO	WCDHB	60	29,788	0.2%	32	29,729	0%	0%	28	59
Western Bay of Plenty PHO Ltd	BoPDHB	17,522	161,395	11%	14,808	161,395	9%	2%	2,714	0
Whanganui Regional PHO	Whanganui	1,071	56,889	2%	854	56,889	2%	0%	217	0
All PHOs		547,060	4,494,463	12.17%	472,894	4,480,876	10.55%	1.62%	74,166	13587

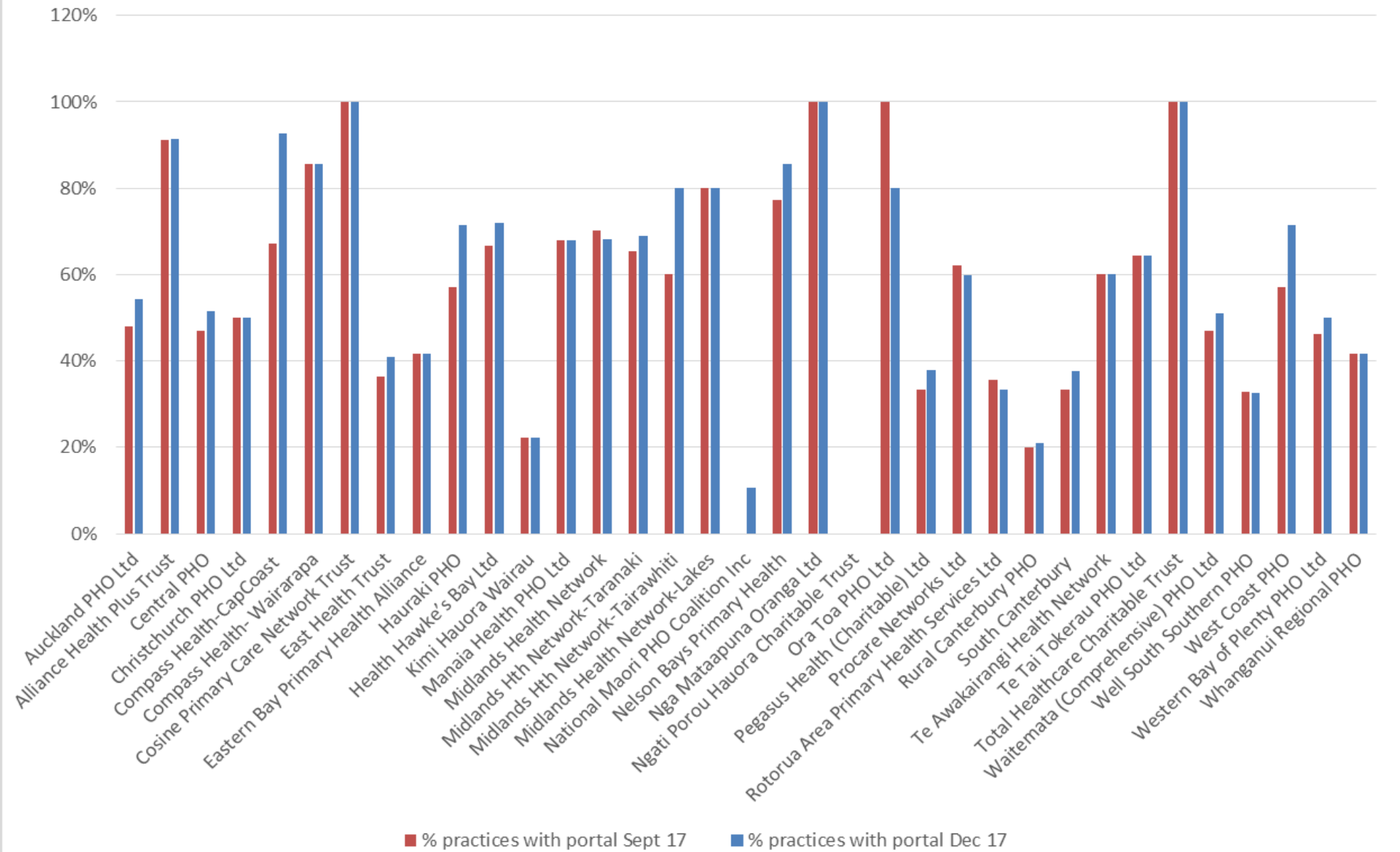
Patients registered Sept 2017 and Dec 2017



Practices with portals Sept 2017 and Dec 2017

PHO Name	DHB	2017/18 Q2			2017/18 Q1			Change in %	Change in numerator	Change in denominator
		Practices with portals Dec 17	No of practices Dec 17	% practices with portal Dec 17	Practices with portals Sept 17	No of practices Sept 17	% practices with portal Sept 17			
Auckland PHO Ltd	ADHB	13	24	54%	12	25	48%	6%	-1	1
Alliance Health Plus Trust	CMDHB	32	35	91%	31	34	91%	0%	1	1
Central PHO	MCDHB	18	35	51%	15	32	47%	5%	3	3
Christchurch PHO Ltd	CDHB	3	6	50%	3	6	50%	0%	0	0
Compass Health-CapCoast	CCDHB	50	54	93%	37	55	67%	25%	-1	13
Compass Health- Wairarapa	Wairarapa	6	7	86%	6	7	86%	0%	0	0
Cosine Primary Care Network Trust	CCDHB	2	2	100%	2	2	100%	0%	0	0
East Health Trust	CMDHB	9	22	41%	8	22	36%	5%	0	1
Eastern Bay Primary Health Alliance	BoPDHB	5	12	42%	5	12	42%	0%	0	0
Hauraki PHO	Waikato	20	28	71%	16	28	57%	14%	0	4
Health Hawke's Bay Ltd	HBDHB	18	25	72%	18	27	67%	5%	-2	0
Kimi Hauora Wairau	NMDHB	2	9	22%	2	9	22%	0%	0	0
Manaia Health PHO Ltd	NDHB	17	25	68%	17	25	68%	0%	0	0
Midlands Health Network	Waikato	32	47	68%	33	47	70%	-2%	0	-1
Midlands Hth Network-Taranaki	Taranaki	20	29	69%	19	29	66%	3%	0	1
Midlands Hth Network-Tairāwhiti	Tairāwhiti	4	5	80%	3	5	60%	20%	0	1
Midlands Health Network-Lakes	LDHB	4	5	80%	4	5	80%	0%	0	0
National Maori PHO Coalition Inc	CMDHB	3	28	11%		30	0%	11%	-2	3
Nelson Bays Primary Health	NMDHB	18	21	86%	17	22	77%	8%	-1	1
Nga Mataapuna Oranga Ltd	BoPDHB	2	2	100%	2	2	100%	0%	0	0
Ngati Porou Hauora Charitable Trust	Tairāwhiti	0	7	0%	0	7	0%	0%	0	0
Ora Toa PHO Ltd	CCDHB	4	5	80%	4	4	100%	-20%	1	0
Pegasus Health (Charitable) Ltd	CDHB	34	90	38%	30	90	33%	4%	0	4
Procure Networks Ltd	ADHB	106	177	60%	108	174	62%	-2%	3	-2
Rotorua Area Primary Health Services Ltd	LDHB	5	15	33%	5	14	36%	-2%	1	0
Rural Canterbury PHO	CDHB	4	19	21%	4	20	20%	1%	-1	0
South Canterbury	SCDHB	9	24	38%	8	24	33%	4%	0	1
Te Awakairangi Health Network	HVDHB	12	20	60%	12	20	60%	0%	0	0
Te Tai Tokerau PHO Ltd	NDHB	9	14	64%	9	14	64%	0%	0	0
Total Healthcare Charitable Trust	CMDHB	7	7	100%	7	7	100%	0%	0	0
Waitemata (Comprehensive) PHO Ltd	Waitemata	27	53	51%	24	51	47%	4%	2	3
Well South Southern PHO	SDHB	27	83	33%	27	82	33%	0%	1	0
West Coast PHO	WCDHB	5	7	71%	4	7	57%	14%	0	1
Western Bay of Plenty PHO Ltd	BoPDHB	13	26	50%	12	26	46%	4%	0	1
Whanganui Regional PHO	Whanganui	5	12	42%	5	12	42%	0%	0	0
All PHOs		545	980	55.61%	509	976	52.15%	3.46%	4	36

Practices with portals Sept 2017 and Dec 2017



Practice Portal uptake and patient registration at Dec 2017

