



SITREP 18

NATIONAL MEASLES OUTBREAK 2019

Issued: **1500 hrs, 9 OCTOBER 2019**

IN CONFIDENCE – NOT FOR FURTHER DISTRIBUTION

New information in red text

All information is current as of 1300hrs 9 October 2019

National Situation

1. From 1 January 2019 to **9 October** 2019 there have been **1731** confirmed cases of measles notified across New Zealand (**as at 0830hrs 9 October**) based on ESR reporting. This is an increase of **11** cases nationally since **Executive Summary 27 provided on Tuesday 8 October**.
2. Over the last two weeks (**26 September to 9 October**) **227** cases have been reported nationally. In the same period, there have been **162** new cases reported in the Auckland region, with most cases reported in Counties Manukau District Health Board (CMDHB) (**90** cases). See *Appendix 1* for details.
3. As expected, most cases have been in unvaccinated people, or in those whose vaccination status is unknown.
4. Figures detailing weekly notifications of measles cases across New Zealand are included in *Appendix 2*. **Figure 1 indicates that for the last four weeks the weekly number of measles notifications has decreased**. However, it is not yet possible to determine if the outbreak has peaked. Numbers of cases **continue to increase** in some regions outside of Auckland, particularly Northland DHB and Southern DHB. Notifications and associated trends will continue to be closely monitored.
5. A detailed breakdown of cases by age, DHB, and vaccination status is available on the ESR Public Health Surveillance website.
<https://surv.esr.cri.nz/surveillance/WeeklyMeaslesRpt.php>
6. **Figures detailing the vaccination status of confirmed measles cases in the week to 9 October 2019, by age group, for the Auckland region, Northland DHB, Waikato DHB, Bay of Plenty and Lakes DHBs and Southern DHB are included in Appendix 1.**

Auckland Situation

7. **As at 0830hrs 9 October**, there have been **1409** confirmed cases of measles in the Auckland region, which is an increase of **6** cases since **Executive Summary 27 provided on Tuesday 8 October**.

8. New cases are mainly occurring in South Auckland. In total, **944** cases have occurred in CMDHB (see *Appendix 1* for details).

Auckland Region Response – Key Actions

Counties Manukau DHB

9. As at **8 October**, **396** cases have been admitted to Middlemore Hospital since June 2019. Demand is easing but there have been some delays in admitting patients due to overall high occupancy rates and varying demand for isolation beds.
10. Additional vaccinations have been given through the outreach clinics in Counties Manukau to **6,464** people (to **7 October**).

Other Regions' Response – Key Actions

Northland DHB

11. As at **0830hrs 9 October**, there have been **72** cases of measles reported in Northland DHB since 1 January 2019.
12. The current increase in numbers in Northland is largely due to measles in unimmunised siblings of confirmed cases resulting in large numbers of cases within a household. In the three weeks to **2 October 2019**, five families have had **16** cases of measles.
13. A drop-in immunisation clinic has been set up in Whangarei for two days per week and an immunisation clinic has been set up in Kaitaia.

Waikato DHB

14. As at **0830hrs 9 October**, there have been **39** cases of measles in Waikato DHB. The majority of these cases are linked to the Auckland outbreak.

Bay of Plenty and Lakes DHBs

15. As at **0830hrs 9 October**, there have been **39** cases of measles in Bay of Plenty DHB, and **22** cases of measles in Lakes DHB. Toi Te Ora has scaled up operations to manage all cases and identified contacts. Bay of Plenty and Lakes DHB are supporting Toi Te Ora with appropriately skilled personnel to manage cases and carry out contact tracing.
16. In anticipation of the expected release of additional MMR vaccine, Toi Te Ora is reviewing MMR coverage gaps by age cohort and developing options for outbreak response activities.

Southern DHB

17. As at **0830hrs 9 October**, there have been **62** confirmed cases of measles in Southern DHB. **32** of these cases have been reported in the last two weeks (see *Appendix 1*),

mainly in Queenstown. The number of cases is increasing in this region, and cases are predominantly in the 18-40 year age group.

18. The Southern EOC has scaled up operations to manage all cases and identified contacts. Extra staff from outside of the region are supporting this response.

Ministry of Health

19. Daily teleconferences continue to be held between the three Auckland DHBs and the NHCC.
20. Teleconferences are being held between Southern DHB and the NHCC three times a week.

Vaccine Stock and Distribution

21. The 100,000 doses have arrived in New Zealand and have completed Quality Assurance processes. The Ministry has planned the allocation of 100,000 doses of MMR vaccine to DHBs and will continue to work closely with all DHBs to determine their vaccine requirements for the delivery of the Childhood Immunisation Schedule and any outbreak response activities.
22. Up to 4 October, 193,604 MMR vaccinations have been given in New Zealand this year according to the National Immunisation Register. This is compared to 100,504 vaccinations given in the same time period in 2018.

Public Information Management / Media

23. Media interest continues for the Ministry of Health, PHARMAC and DHBs. Media releases and responses should mirror the Ministry messaging to ensure national consistency and be reviewed by the NHCC team prior to release.
24. From 30 September to 6 October, 14% of all visits to the Ministry of Health website were related to measles. A total of 14,600 users were looking for measles information. Of these, 7,800 were from the Auckland region.
25. The National Telehealth Service (Healthline) continues to experience high call volumes, although call volumes were only slightly above forecast for the weekend. For the 24 hour period ended midnight 6 October, 1020 calls were answered by the Health Services frontline team, which is close to typical for this time of year. Counties Manukau, Waitemata, Auckland and Canterbury DHBs had the highest number of symptomatic callers.
26. PlunketLine report call volumes have decreased since early September and have now settled.

Date	Day	% difference compared to forecast
30-Sep	Mon	0%
1-Oct	Tue	0%
2-Oct	Wed	0%
3-Oct	Thu	11%
4-Oct	Fri	10%
5-Oct	Sat	2%
6-Oct	Sun	0%
7-Oct	Mon	0%
8 Oct	Tues	0%

Next Report

The next report will be an Executive Summary at **1100hrs** on Thursday 10 October 2019.

Prepared by: Sarah Emerson, Intelligence

Approved by: Kath Blair, Response Manager

CONFIDENTIAL

Appendix 1. Confirmed cases per DHB in New Zealand

DHB	Cumulative Cases - 1 January 2019 to 9 October 2019	Cases in the last 14 days (25 September to 9 October)	Cases since last report	Status*
Northland	72	14	0	Auckland link
Waitemata	242	35	0	Outbreak ongoing
Auckland	223	37	0	Outbreak ongoing
Counties Manukau	944	90	6	Outbreak ongoing
Waikato	39	4	0	Auckland link
Lakes	22	3	1	Auckland link
Bay of Plenty	39	3	0	Auckland link
Tairāwhiti	0	0	0	-
Taranaki	7	1	1	Auckland link
Hawke's Bay	6	3	0	Auckland link
Whanganui	0	0	0	-
MidCentral	6	1	0	Auckland link
Hutt Valley	9	0	0	Auckland link
Capital and Coast	15	3	0	Auckland link
Wairarapa	1	0	0	No recent cases
Nelson Marlborough	0	0	0	-
West Coast	0	0	0	-
Canterbury	43	1	0	Auckland link
South Canterbury	1	0	0	No recent cases
Southern	62	32	3	Auckland link
Total	1731	227	11	

* This refers to areas with cases within the last 42 days (2 maximum incubation periods for measles).

Appendix 2

Figure 1. Number of confirmed measles notifications by week, 1 January– 4 October 2019

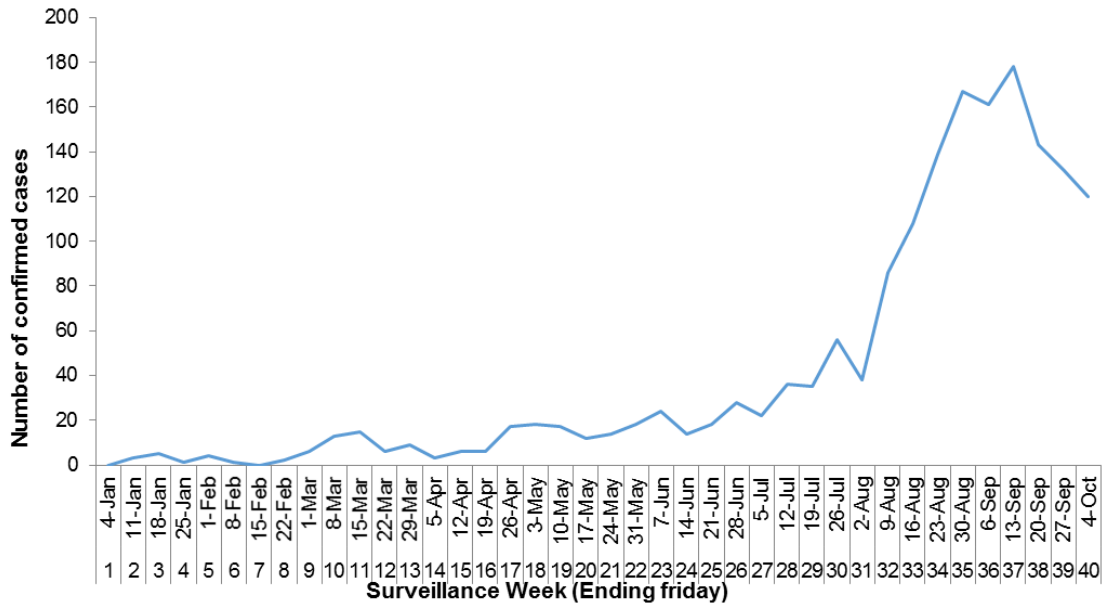


Figure 2. Number of confirmed measles cases by week and DHB for the last six months, 2019

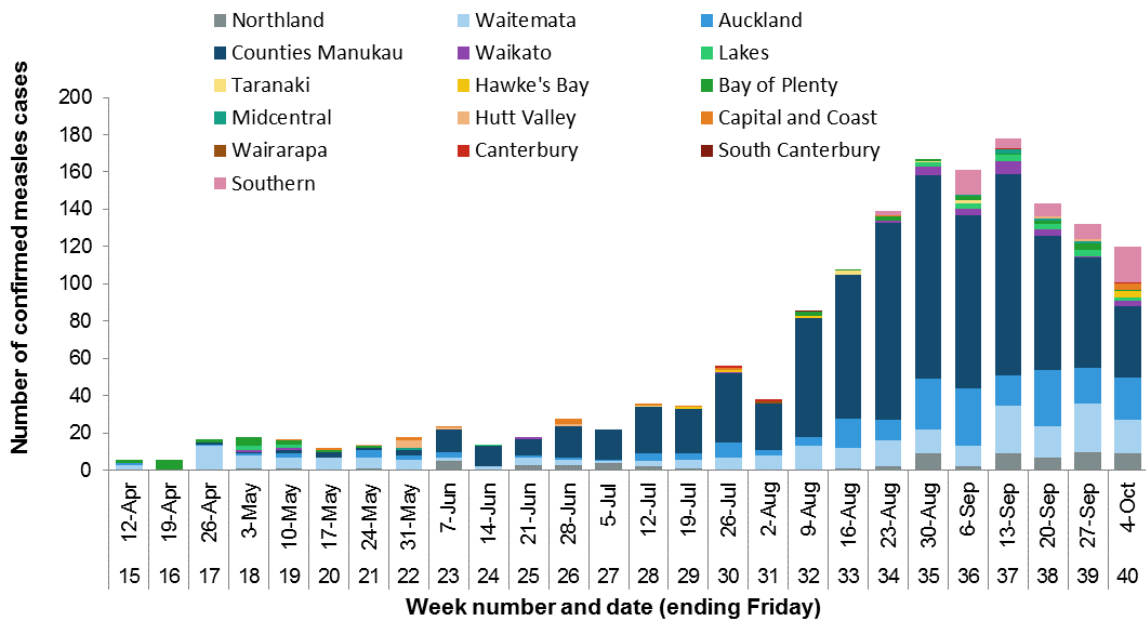


Figure 3: Vaccination status of confirmed measles cases by age group – Auckland region to 9 October 2019

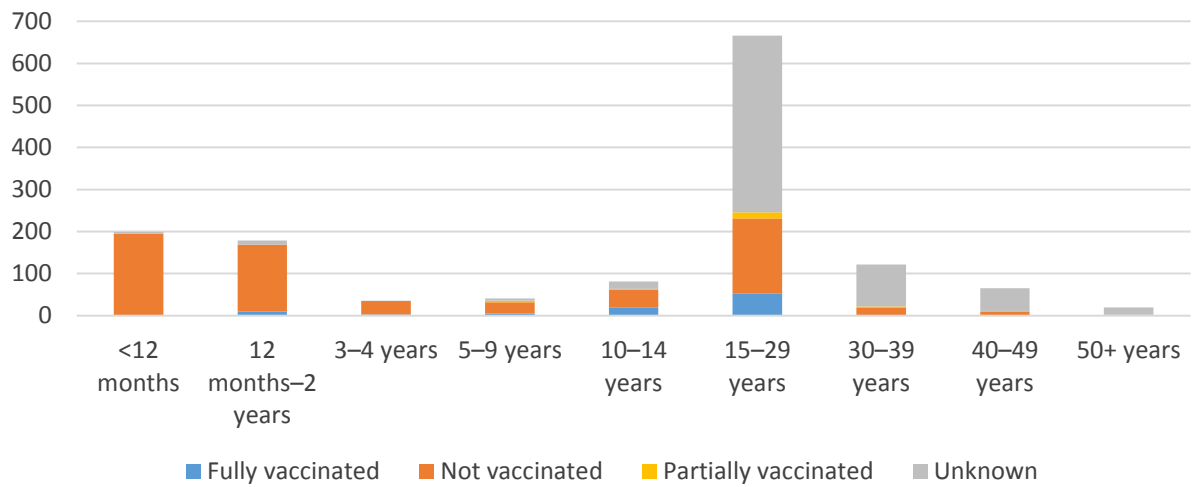


Figure 4: Vaccination status of confirmed measles cases by age group – Northland DHB to 9 October 2019

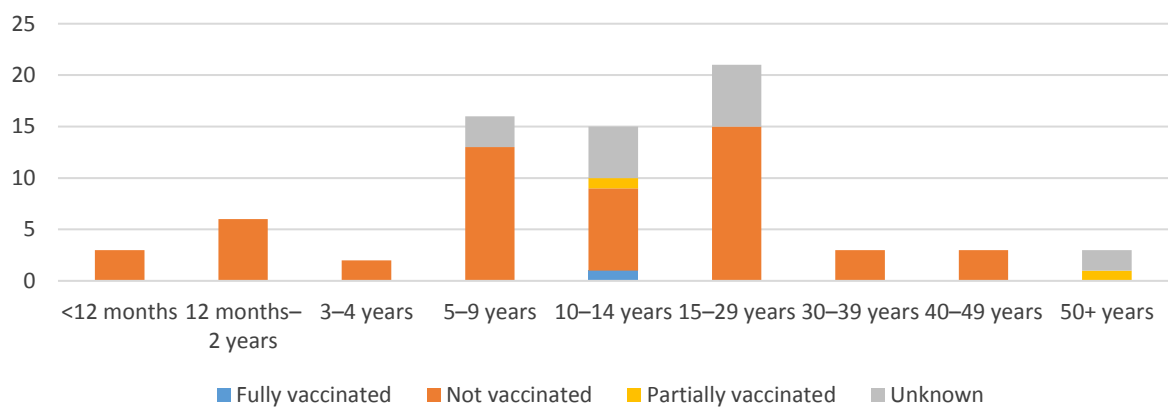


Figure 5: Vaccination status of confirmed measles cases by age group – Waikato DHB to 9 October 2019

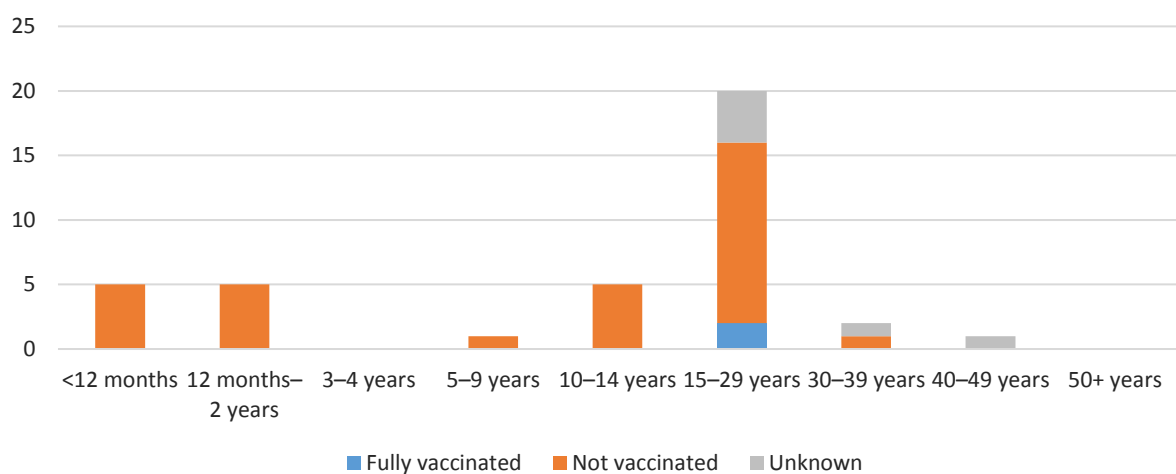


Figure 6: Vaccination status of confirmed measles cases by age group – Lakes and Bay of Plenty DHBs to 9 October 2019

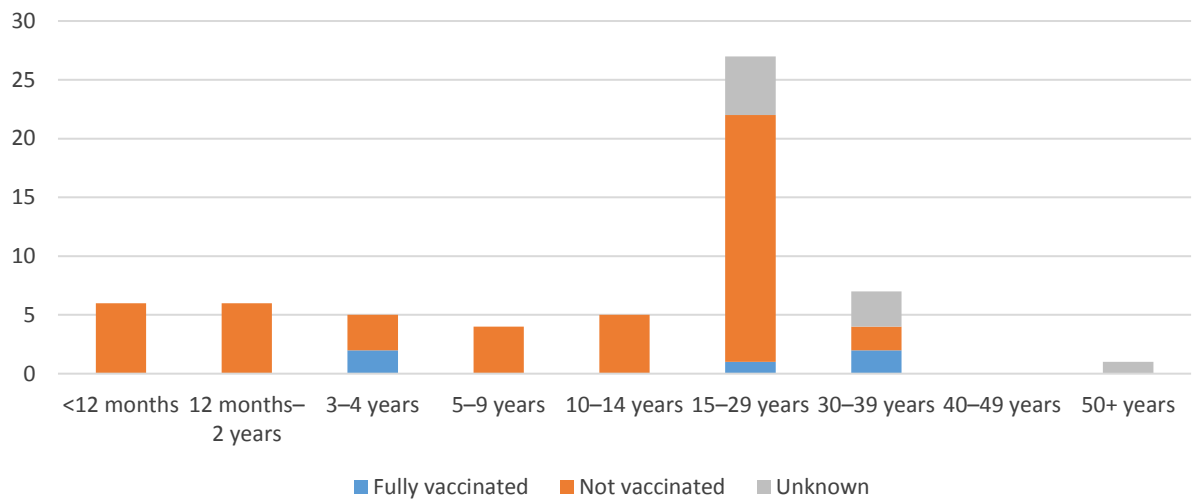


Figure 7: Vaccination status of confirmed measles cases by age group – Southern DHB to 9 October 2019

