



Exception Report **03**

NATIONAL MEASLES OUTBREAK 2019

Issued: **1000 hrs, 7 SEPTEMBER 2019**

IN CONFIDENCE – NOT FOR FURTHER DISTRIBUTION

New information in red text

All information is current as of **0900hrs 7 September 2019**

Situation

1. From 1 January 2019 to **7 September** 2019 there have been **1101** confirmed cases of measles notified across New Zealand (as at **0900hrs 7 September**) based on ESR reporting. This is an increase of 42 cases since the last report on Friday 6 September.
2. There is a significant measles outbreak in Auckland which commenced in March 2019. As at **0900hrs 7 September** 2019, there have been **919** confirmed cases of measles in this region – the majority of these have occurred in Counties Manukau District Health Board (CMDHB) (*Appendix 1*).
3. All cases reported since 6 September report are in Queenstown or the Auckland region.

Next Report

4. The next report will be an Executive Summary via email at **1100 hrs** on Monday 9 September 2019.

Prepared by: Sarah Emerson, Intelligence, NHCC

Approved by: Kath Blair, Response Manager, NHCC

Appendix 1. Cases per DHB in New Zealand

DHB	Cumulative Cases - 1 January 2019 to 7 September 2019	Cases in the last 14 days (24 August to 7 September)	Status
Northland	35	11	Auckland link, ongoing local spread
Waitemata	151	25	Outbreak ongoing
Auckland	136	63	Outbreak ongoing
Counties Manukau	632	198	Outbreak ongoing
Waikato	24	7	Auckland link, ongoing local spread
Lakes	9	4	Isolated cases and Auckland link, ongoing local spread
Bay of Plenty	29	2	Auckland link, ongoing local spread
Tairāwhiti	0	0	-
Taranaki	6	3	New Auckland link, ongoing local spread
Hawke's Bay	3	0	Auckland link, ongoing local spread
Whanganui	0	0	-
MidCentral	2	1	Auckland link, single case
Hutt Valley	7	0	No recent cases
Capital and Coast	12	0	Auckland link, single case
Wairarapa	1	0	No recent cases
Nelson-Marlborough	0	0	-
West Coast	0	0	-
Canterbury	41	0	No recent cases
South Canterbury	1	0	No recent cases
Southern	12	8	Auckland link, ongoing local spread
Total	1101	322	

Appendix 2

Figure 1. Cases of measles in the Auckland region to 7 September 2019

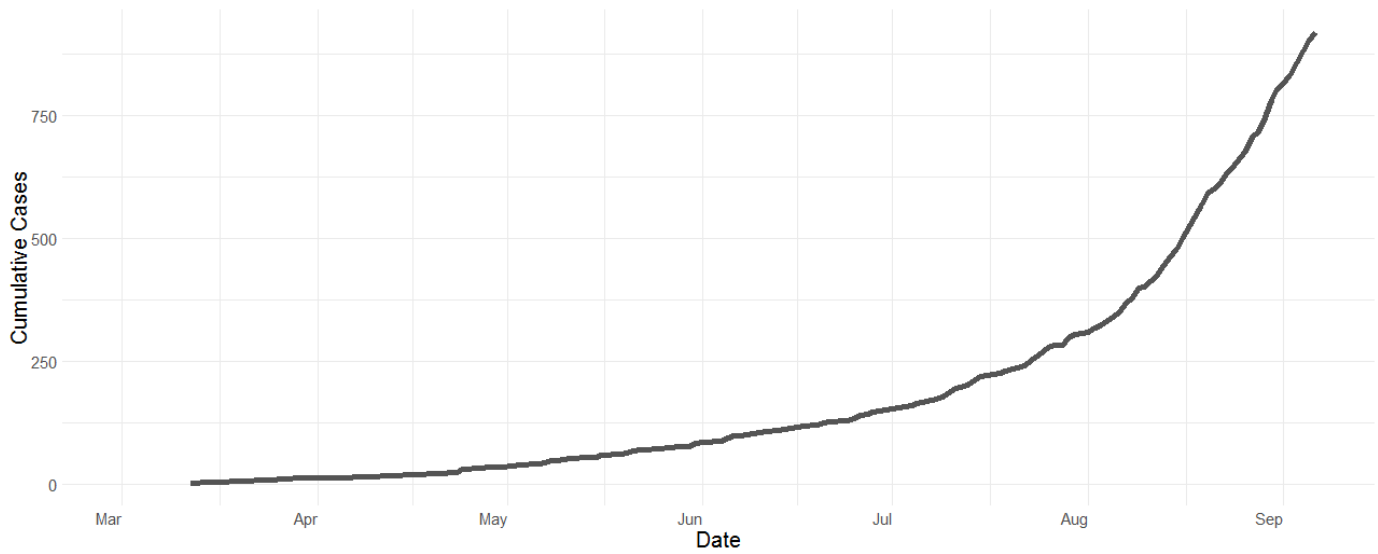


Figure 2. Exponential modelling of cases in Auckland per week up to 15 September

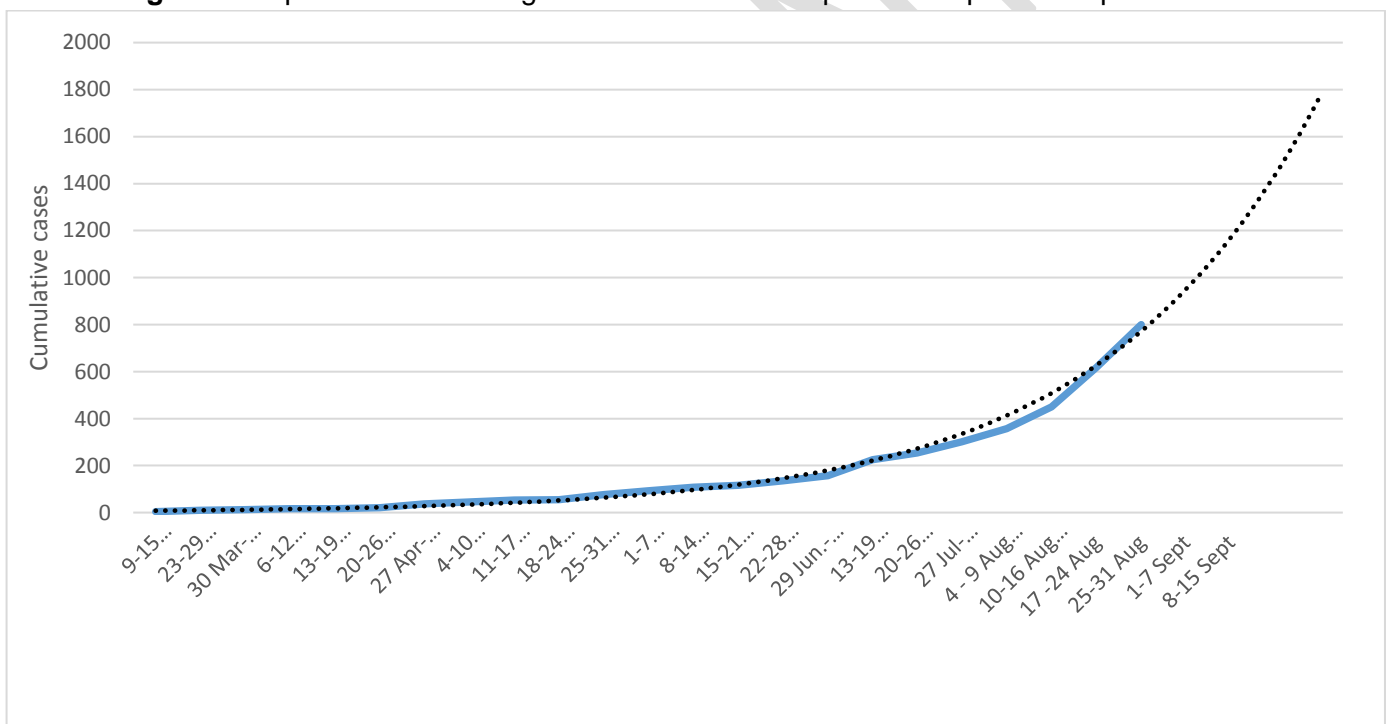


Figure 3. Cases of measles per DHB in Auckland since March 2019

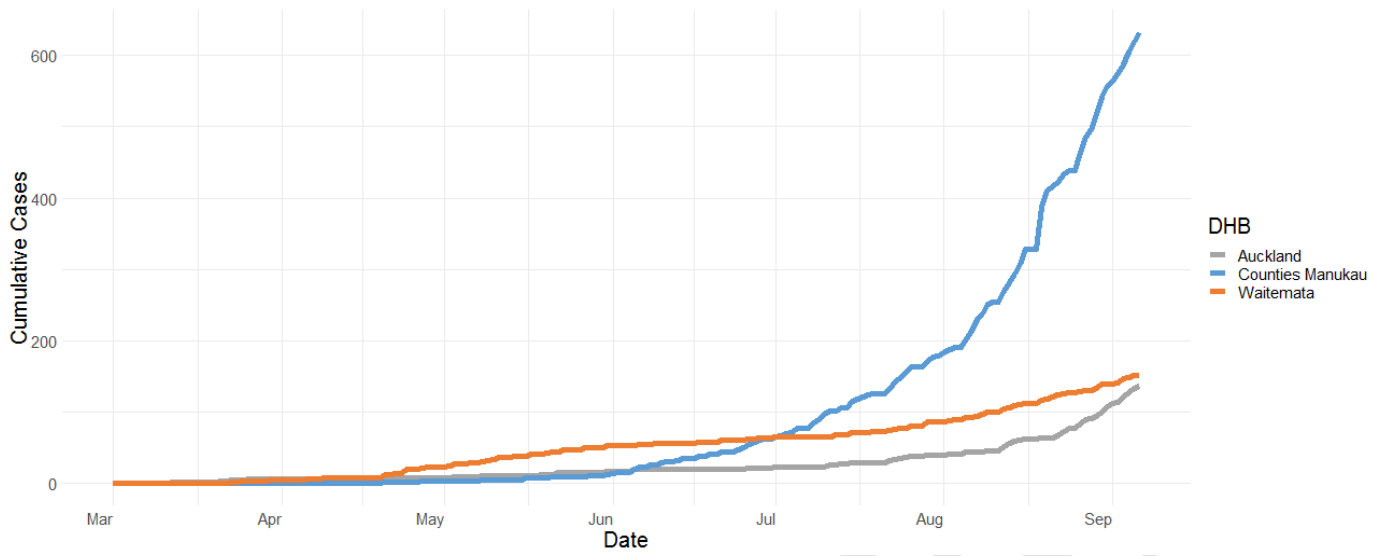


Figure 4. Number of cases of measles confirmed per day. Please note that cases over the weekend are normally cumulatively notified to the Ministry on a Monday.

