



Executive Summary 02

NATIONAL MEASLES OUTBREAK 2019

Issued: **1100 hrs, 3 SEPTEMBER 2019**

IN CONFIDENCE

New information in red text

All information is current as of **0815hrs 3 September 2019**

Situation

1. From 1 January 2019 to **3 September** 2019 there have been **975** confirmed cases of measles notified across New Zealand (as at **0815hrs 3 September**) based on ESR reporting. This is an increase of 12 cases since Executive Summary 01.
2. There is currently a significant measles outbreak in Auckland which commenced in March 2019. As at **0815hrs 3 September** 2019, there have been **812** confirmed cases of measles in this region – **561** have occurred in Counties Manukau District Health Board (CMDHB) (*Appendix 1*). This is an increase of 8 cases in Auckland since Executive Summary 01 provided on Monday 2 September.
3. Isolated cases continue to occur across the country, specifically in the Waikato and Northland areas. Since Monday 2 September, there has been one further case in Waikato DHB, one case in Lakes DHB, and two in Taranaki DHB.
4. Based on the National Immunisation Register, 50,639 doses of the MMR vaccine have been administered in the Auckland region from 1 January 2019 to 30 August 2019. This is an increase of 44% compared to the same time period in 2018.

Next Report

5. The next report will be an Executive Summary via email at **1100 hrs** on **Wednesday 4 September** 2019.

Prepared by: Tara Swadi, Intelligence

Approved by: Kath Blair, Response Manager

Appendix 1

Figure 1. Cases of measles to 3 September 2019 and percent increase in cases per day in the Auckland region

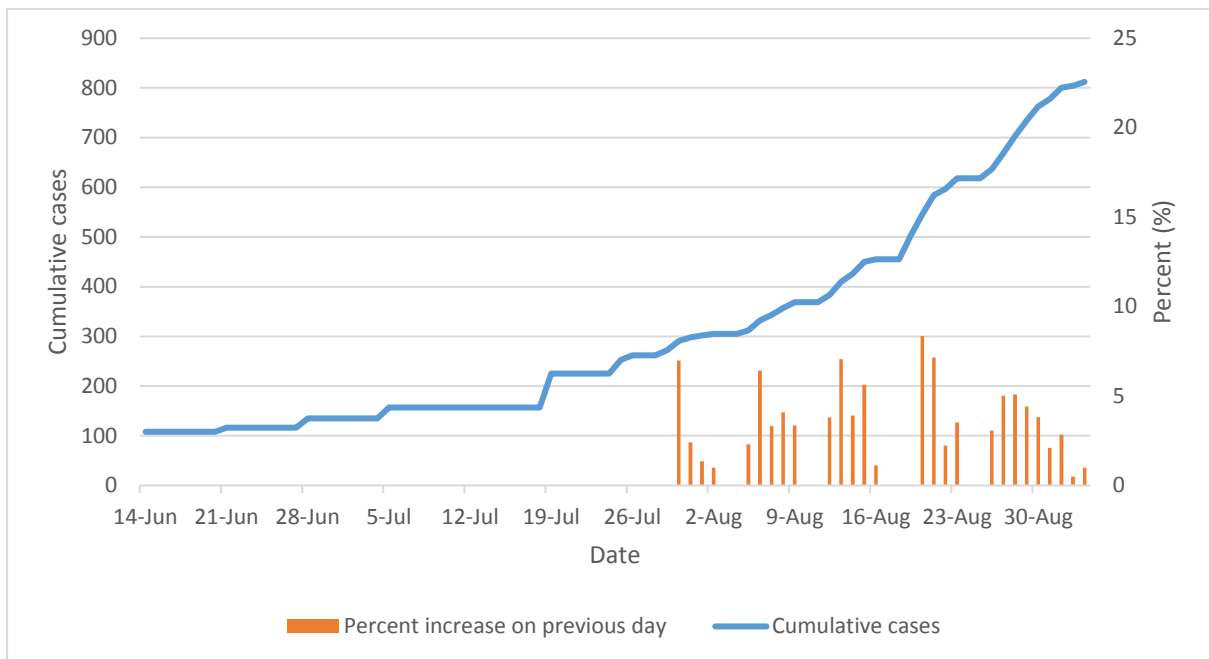


Figure 2. Exponential modelling of cases in Auckland per week up to 15 September

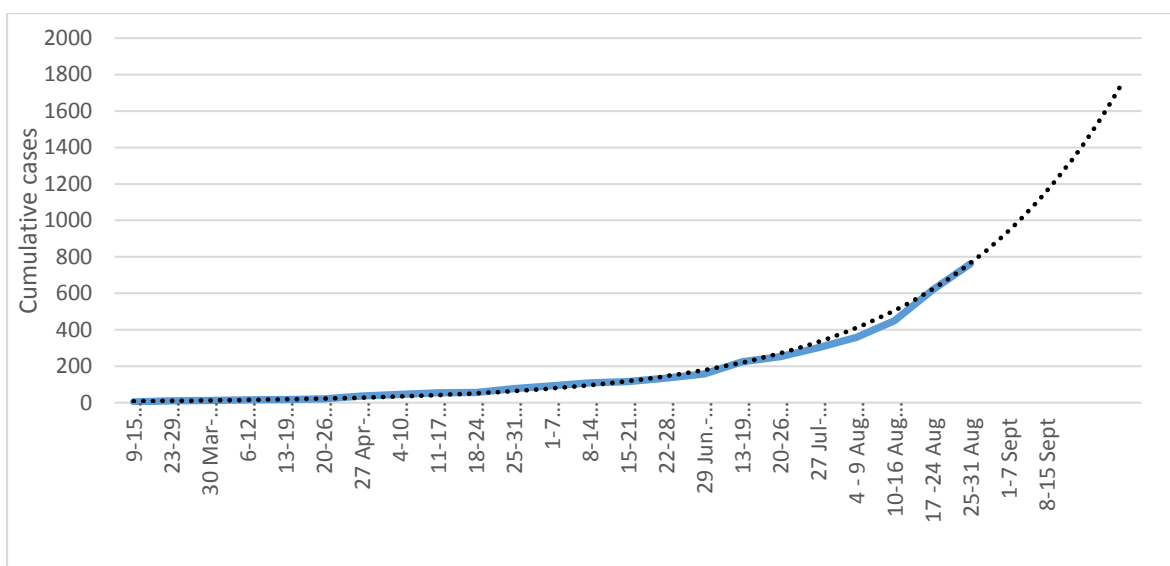
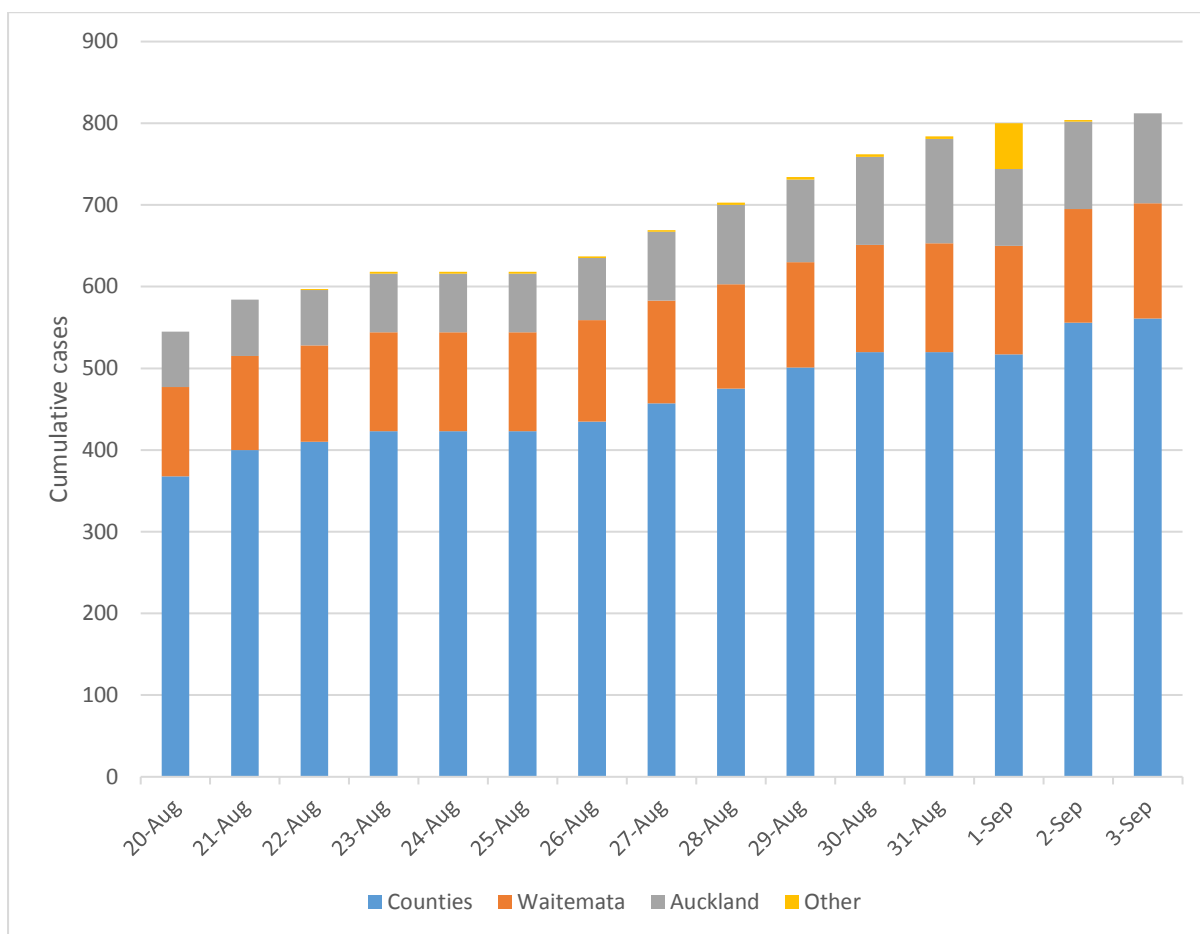
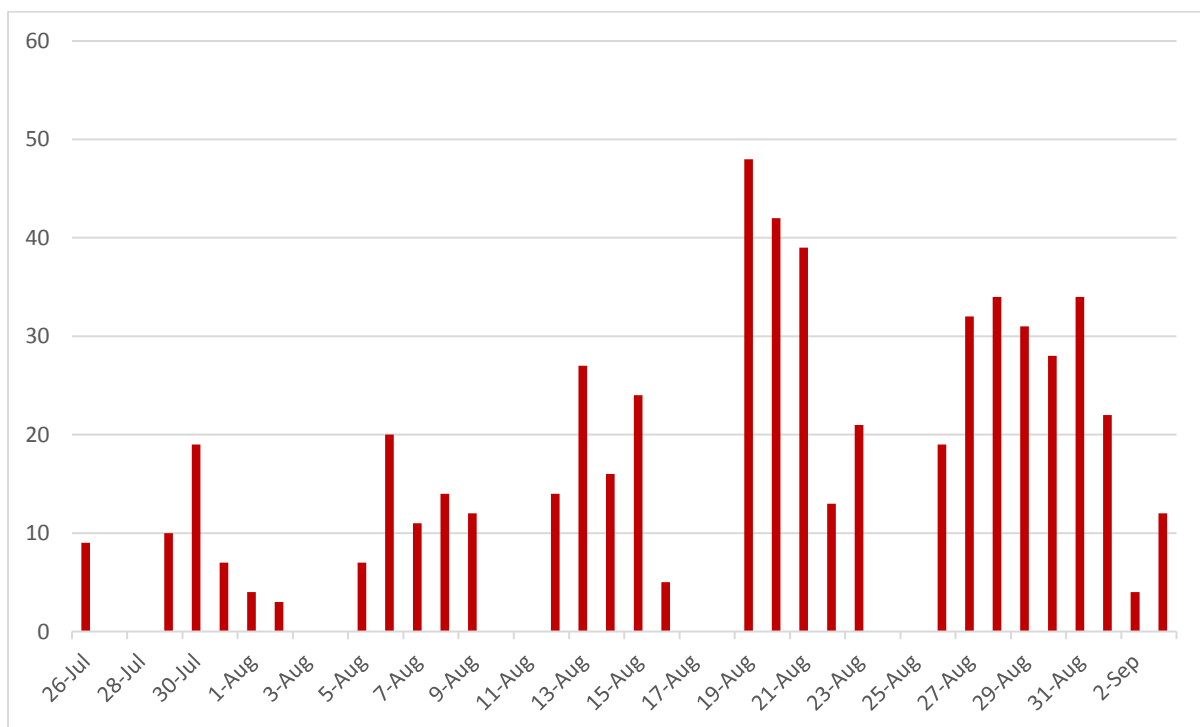


Figure 3. Cases of measles per DHB in Auckland since 20 August



NOTE: The increase in 'other' cases on 1 September is due to laboratory notifications of measles not being classified by DHB when notified over the weekend.

Figure 4. Number of cases of measles confirmed per day. Please note that cases over the weekend are normally cumulatively notified to the Ministry on a Monday.



Appendix 2. Cases per DHB in New Zealand

DHB	Cumulative Cases - 1 January 2019 to 3 September 2019	Cases in the last 14 days (20 August to 3 September)	Status
Northland	28	5	Isolated cases
Waitemata	141	24	Outbreak ongoing
Auckland	110	46	Outbreak ongoing
Counties Manukau	561	174	Outbreak ongoing
Waikato	23	6	Isolated cases
Lakes	8	3	Isolated cases
Bay of Plenty	28	2	Isolated cases
Tairāwhiti	0	0	-
Taranaki	6	3	Isolated cases
Hawke's Bay	3	0	Isolated cases
Whanganui	0	0	-
MidCentral	1	0	Isolated case
Hutt Valley	7	0	Isolated cases
Capital and Coast	12	1	Isolated cases
Wairarapa	1	0	Isolated case
Nelson Marlborough	0	0	-
West Coast	0	0	-
Canterbury	41	0	Previous outbreak, now declared over
South Canterbury	1	0	Isolated case
Southern	4	2	Isolated cases
Total	975	266	