



Executive Summary 01

NATIONAL MEASLES OUTBREAK 2019

Issued: **11000** hrs, **2 SEPTEMBER 2019**

IN CONFIDENCE

New information in red text

All information is current as of **0900hrs 2 September 2019**

Situation

1. From 1 January 2019 to **2 September** 2019 there have been **963** confirmed cases of measles notified across New Zealand (as at **0900hrs 2 September**) based on **ESR reporting**.
2. There is currently a significant measles outbreak in Auckland which commenced in March 2019. As at **0900hrs 2 September** 2019, there have been **804** confirmed cases of measles in this region – **556** have occurred in Counties Manukau District Health Board (CMDHB) (*Appendix 1*). **This is an increase of 4 cases since Exception Report 02 provided on Sunday 1 September. These numbers may change based on reclassification during the week.**
3. Sporadic cases continue to occur across the country, specifically in the Waikato and Northland areas.
4. Based on the National Immunisation Register, **50,639 doses** of the MMR vaccine have been administered in the Auckland region from 1 February 2019 to **2 September 2019**. This is an increase of **44%** compared to the same time period in 2018.

Next Report

5. The next report will be a full SITREP via email at **1500** hrs on **Monday 2 September 2019**.

Prepared by: Tara Swadi, Intelligence

Approved by: Kath Blair, Response Manager

Appendix 1

Figure 1. Cases of measles to 2 September 2019 and percent increase in cases per day in the Auckland region

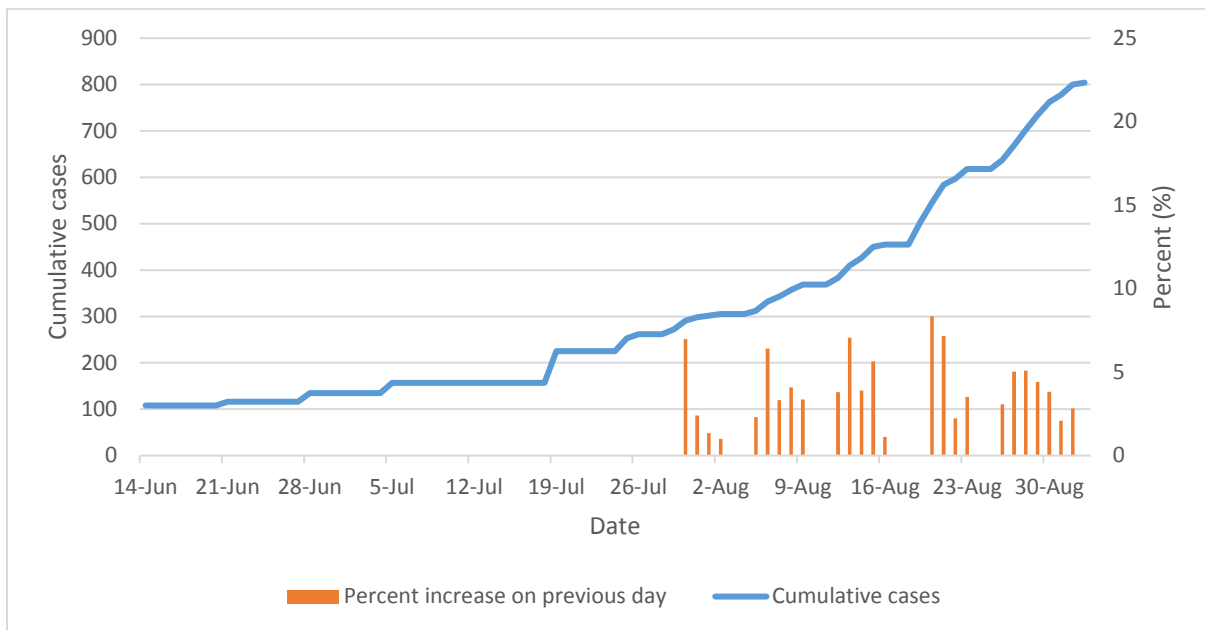


Figure 2. Exponential modelling of cases in Auckland per week up to 15 September

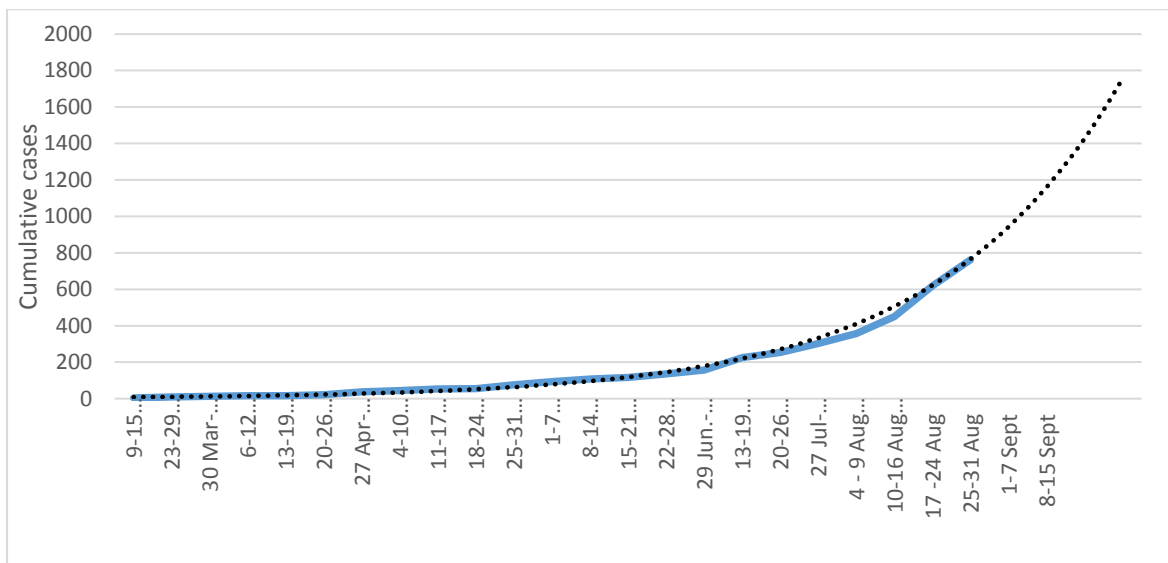
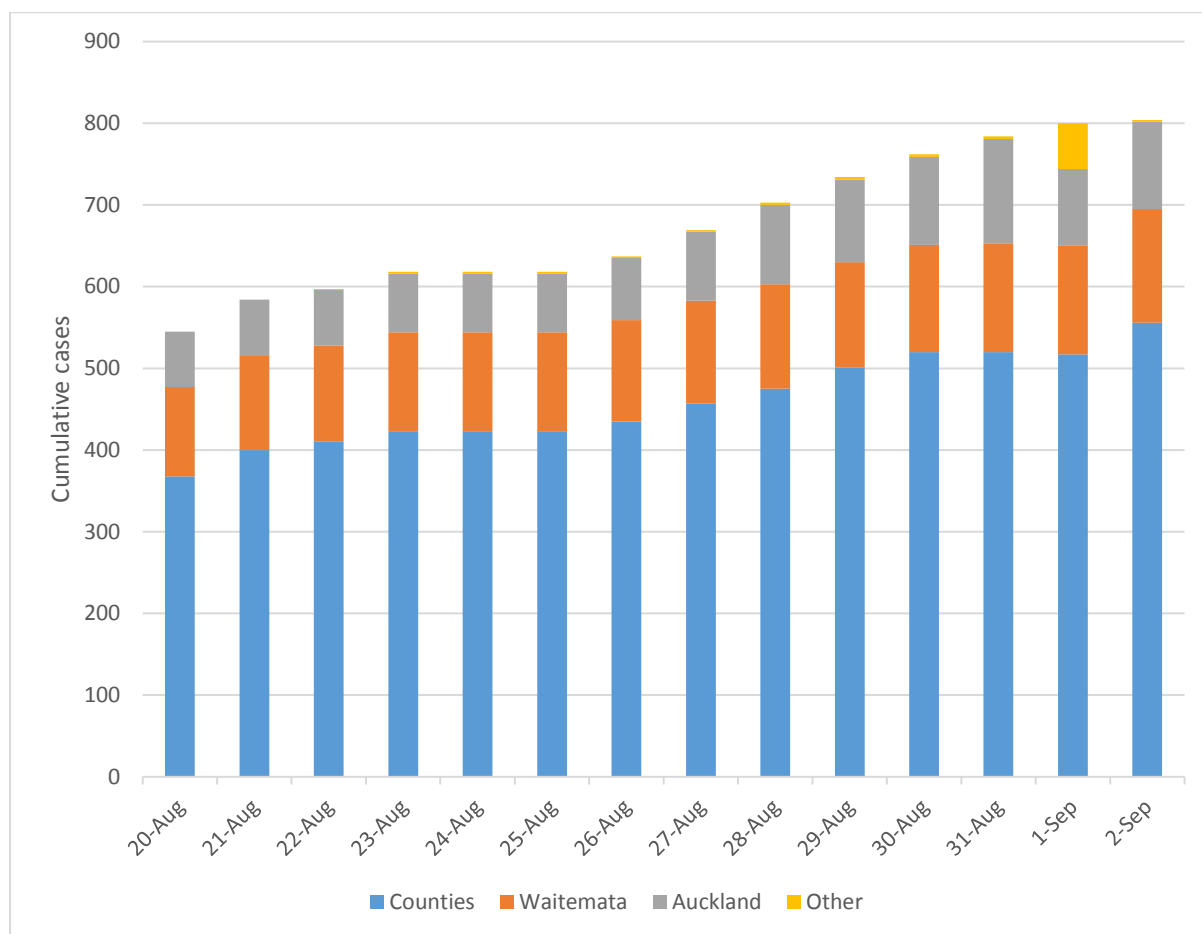
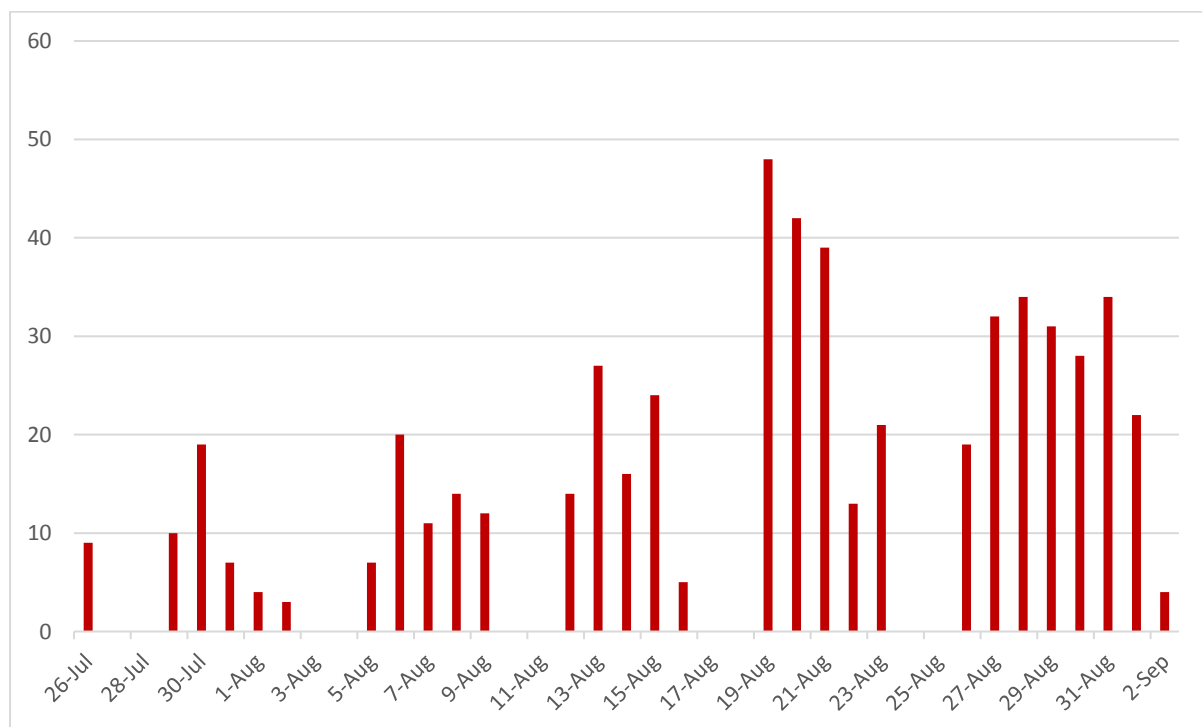


Figure 3. Cases of measles per DHB in Auckland since 20 August



NOTE: The increase in 'other' cases on 1 September is due to laboratory notifications of measles not being classified by DHB when notified over the weekend.

Figure 4. Number of cases of measles confirmed per day. Please note that cases over the weekend are normally cumulatively notified to the Ministry on a Monday.



Appendix 2. Cases per DHB in New Zealand

DHB	Cumulative Cases - 1 January 2019 to 2 September 2019	Cases in the last 14 days (19 August to 2 September)	Status
Northland	28	4	Sporadic cases
Waitemata	139	30	Outbreak ongoing
Auckland	107	39	Outbreak ongoing
Other Akl	2	2	Outbreak ongoing
Counties Manukau	556	188	Outbreak ongoing
Waikato	22	5	Sporadic cases
Lakes and Bay of Plenty	35	10	Sporadic cases
Tairāwhiti	0	-	-
Taranaki	4	2	Sporadic cases
Hawke's Bay	3	1	Sporadic cases
Whanganui	0	-	-
MidCentral	1	0	Sporadic cases
Hutt Valley	7	0	Sporadic cases
Capital and Coast	12	0	Sporadic cases
Wairarapa	1	0	Sporadic cases
Nelson Marlborough	0	-	-
West Coast	0	-	-
Canterbury	41	1	Sporadic cases, previous outbreak declared over
South Canterbury	1	1	Sporadic cases
Southern	4	2	Sporadic cases
Total	963	285	