



Executive Summary 08
NATIONAL MEASLES OUTBREAK 2019
Issued: 1100 hrs, 11 SEPTEMBER 2019

IN CONFIDENCE

New information in red text

All information is current as of **0830hrs 11 September 2019**

Situation

1. In the last two weeks (**28 August to 11 September**) there have been **312** cases of measles reported in New Zealand (**as at 0830hrs 11 September**) based on ESR reporting.
2. From 1 January 2019 to **11 September** 2019 there have been **1172** confirmed cases of measles notified across New Zealand (**as at 0830hrs 11 September**) based on ESR reporting. This is an increase of **23** cases nationally since **Executive Summary 07** provided on **Tuesday 10 September**.
3. There is currently a significant measles outbreak in the Auckland region which commenced in March 2019. As at **0830hrs 11 September**, there have been **970** confirmed cases of measles in this region; **this is an increase of 11 cases in the Auckland region since Executive Summary 07 provided on Tuesday 10 September. In total 668 cases** have occurred in Counties Manukau District Health Board (CMDHB) (*Appendix 1*).
4. Cases continue to occur in regions outside Auckland. Most of these cases are linked to exposure from the Auckland outbreak. **There is ongoing local spread in Queenstown related to exposure from the Auckland outbreak.**

Next Report

The next report will be a Situation Report via email at **1500 hrs** on **Wednesday 11 September 2019**.

Prepared by: Tara Swadi, Intelligence

Approved by: Kath Blair, Response Manager

Appendix 1. Cases per DHB in New Zealand

DHB	Cumulative Cases - 1 January 2019 to 11 September 2019	Cases in the last 14 days (28 August to 11 September)	Cases since last report	Status
Northland	39	13	3	Auckland link
Waitemata	158	28	1	Outbreak ongoing
Auckland	144	54	1	Outbreak ongoing
Counties Manukau	668	180	9	Outbreak ongoing
Waikato	28	10	1	Auckland link
Lakes	10	3	1	Isolated cases and Auckland link
Bay of Plenty	30	3	1	Auckland link
Tairāwhiti	0	0	0	-
Taranaki	6	2	0	New Auckland link
Hawke's Bay	3	0	0	Auckland link
Whanganui	0	0	0	-
MidCentral	2	1	0	Auckland link, single case
Hutt Valley	7	0	0	No recent cases
Capital and Coast	12	0	0	Auckland link, single case
Wairarapa	1	0	0	No recent cases
Nelson Marlborough	0	0	0	-
West Coast	0	0	0	-
Canterbury	41	0	0	No recent cases
South Canterbury	1	0	0	No recent cases
Southern	22	18	6	Auckland link
Total	1172	312	23	

Appendix 2

Figure 1. Cases of measles to 11 September 2019 in the Auckland region

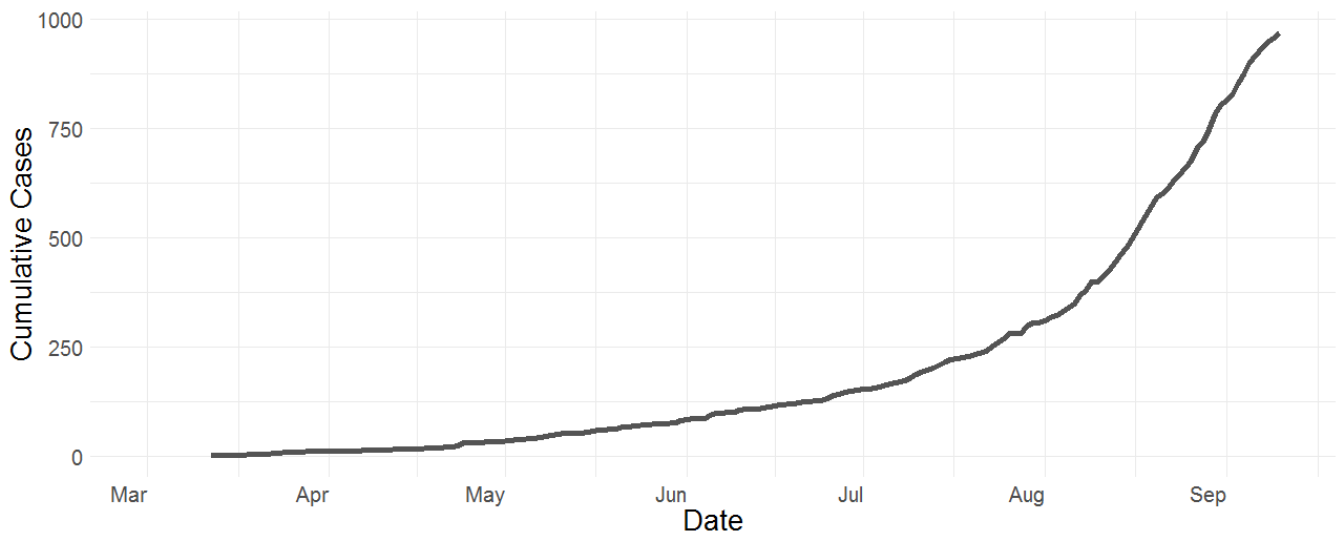


Figure 2. Exponential modelling of cases in Auckland per week up to 22 September

Note: This graph is currently being updated. Further information will follow.

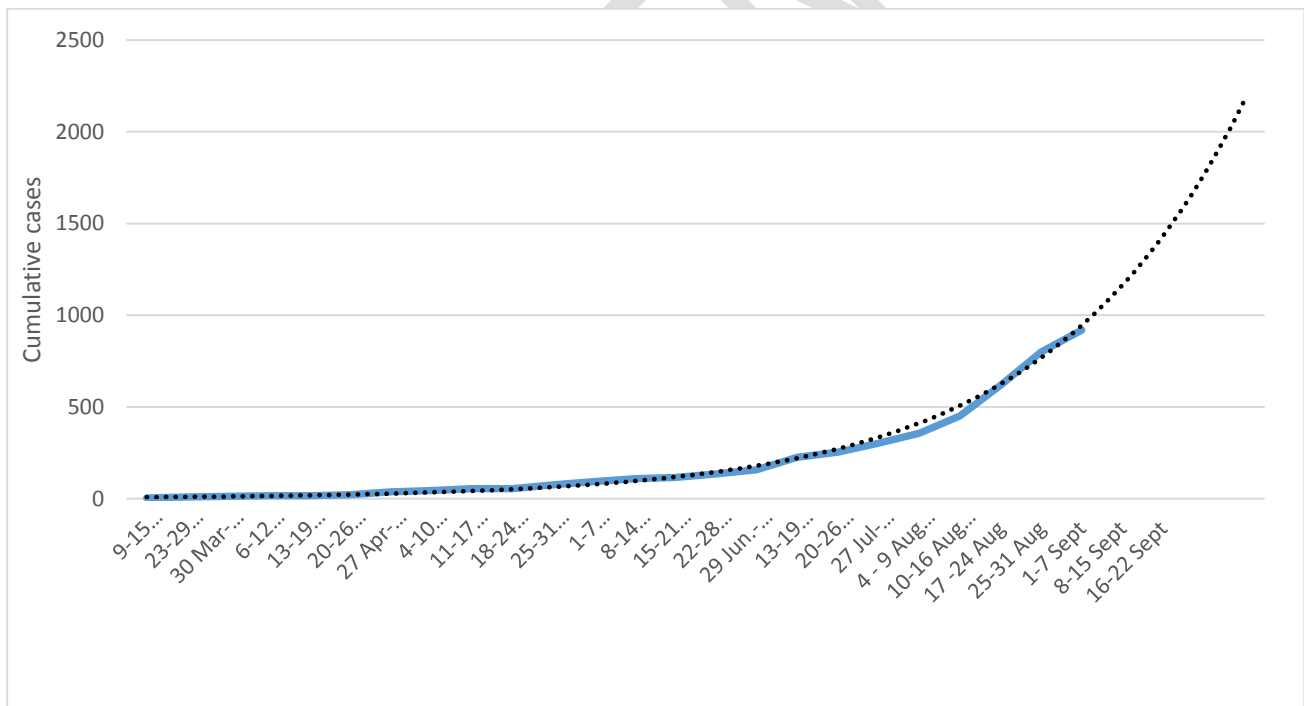


Figure 3. Cases of measles per DHB in Auckland since March 2019

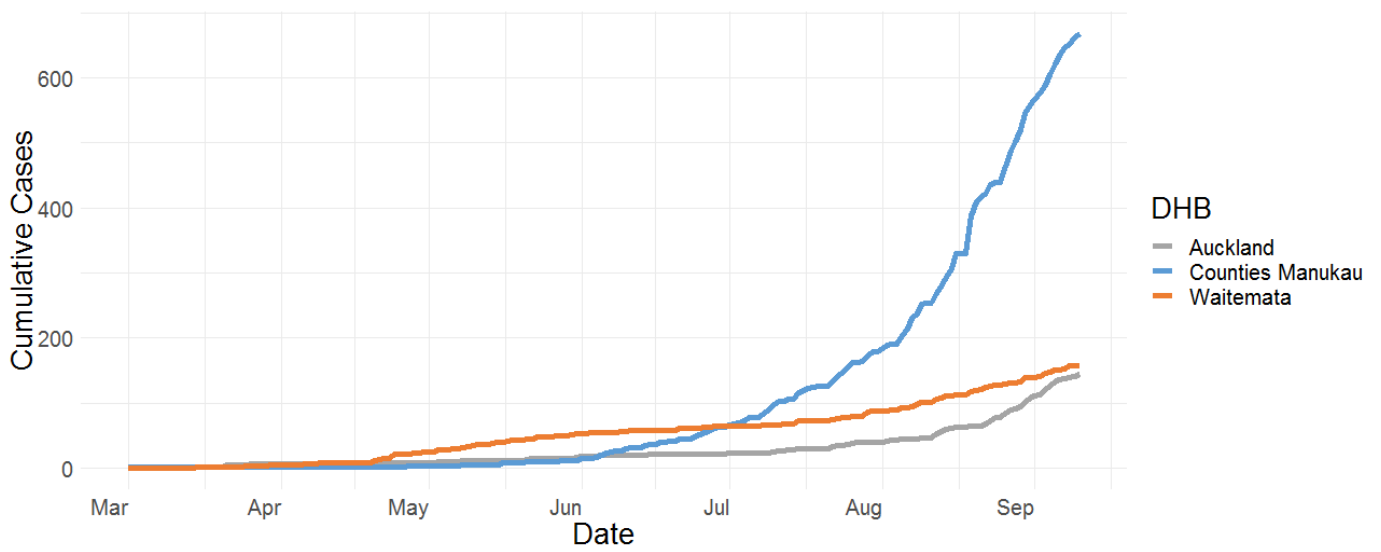


Figure 4. Number of cases of measles confirmed per day in the Auckland region

