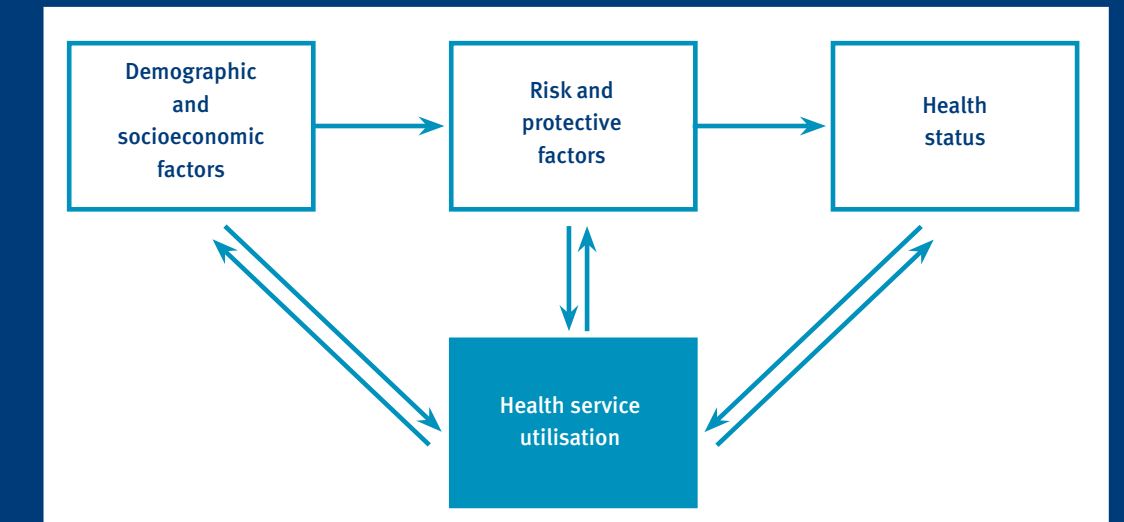


Health Service Utilisation and Health System



Who are our usual health practitioners?

Indicator	Māori			non-Māori		
	Males	Females	Total	Males	Females	Total
Among people with a usual health practitioner – practitioner is a GP (self-reported), 15+ years, percent ^{1,2}	97.1 (95.9–98.2)	97.1 (95.9–98.4)	97.1 (96.2–97.9)	97.0 (96.2–97.8)	97.3 (96.6–98.0)	97.1 (96.6–97.7)
Seen a GP in the last 12 months (self-reported), 15+ years, percent ^{1,2}	74.0 (70.8–77.1)	82.7 (80.6–84.9)	78.7 (76.6–80.7)	78.6 (77.1–80.0)	84.4 (83.2–85.6)	81.6 (80.6–82.6)

Notes:
 1 Age standardised to 2001 Census total Māori population.
 2 Prioritised Māori ethnic group – see 'Ngā Tapuae me ngā Raraunga: Methods and Data Sources' in *Tatau Kahukura II* for further information.

Source: 2006/07 New Zealand Health Survey

- Among those with a usual health practitioner, for both Māori and non-Māori, the most common type was a GP

What are the rates of unmet health care need?

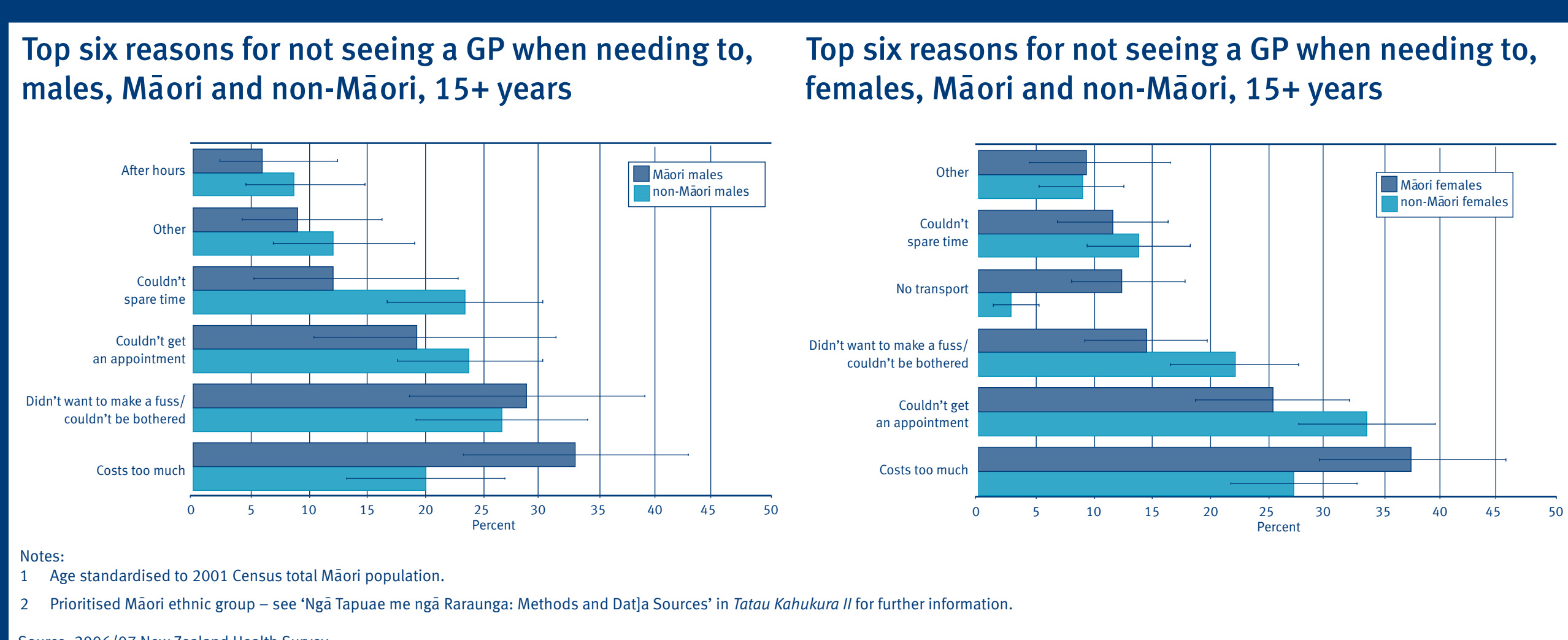
Indicator	Māori			non-Māori		
	Males	Females	Total	Males	Females	Total
Uncollected prescriptions in past 12 months (self-reported), 15+ years, percent ^{1,2}	11.8 (8.9–14.7)	16.9 (14.3–19.5)	14.7 (12.8–16.7)	9.0 (7.7–10.3)	11.2 (10.0–12.3)	10.2 (9.3–11.1)
Unmet need for GP in last 12 months, for any reason (self-reported), 15+ years, percent ^{1,2}	9.3 (7.2–11.5)	15.3 (13.0–17.6)	12.5 (11.0–14.1)	4.8 (4.1–5.6)	6.3 (5.5–7.1)	5.6 (5.0–6.1)

Notes:
 1 Age standardised to 2001 Census total Māori population.
 2 Prioritised Māori ethnic group – see 'Ngā Tapuae me ngā Raraunga: Methods and Data Sources' in *Tatau Kahukura II* for further information.

Source: 2006/07 New Zealand Health Survey

- Māori females were nearly two-and-a-half times more likely to report an unmet need for a GP in the past 12 months than non-Māori females

What are the reasons for unmet health care need?



- Cost was the main reason given by Māori males and females for not visiting a GP when they needed to
- Lack of transport was significantly more likely to be a barrier to accessing GP care for Māori females than for non-Māori females

What is avoidable mortality?

- Avoidable mortality includes deaths occurring to those less than 75 years old that could potentially have been avoided through:
 - population-based interventions (eg, public health programme on tobacco smoking)
 - preventative individual-level interventions (eg, influenza vaccines from GP)
 - curative individual-level interventions (eg, medication from GP)

Indicator	Māori			non-Māori		
	Males	Females	Total	Males	Females	Total
Avoidable mortality, 0–74 years, rate, 2004–06, rate per 100,000 ^{1,2}	213.7 (204.2–223.5)	143.0 (135.7–150.6)	176.7 (170.7–182.7)	84.4 (82.5–86.3)	52.6 (51.2–54.1)	68.1 (67.0–69.3)

Notes:
 1 Age standardised to 2001 Census total Māori population.
 2 Prioritised Māori ethnic group – see 'Ngā Tapuae me ngā Raraunga: Methods and Data Sources' in *Tatau Kahukura II* for further information.

Source: Ministry of Health

- Avoidable mortality rates were over two-and-a-half times higher for Māori than non-Māori

What is ambulatory-sensitive hospitalisation (ASH)?

- Ambulatory-sensitive hospitalisations (ASH) are those hospitalisations potentially preventable through interventions in a primary health care setting
- ASH rates are an outcome indicator used to evaluate access to primary health care (eg, GP visits)

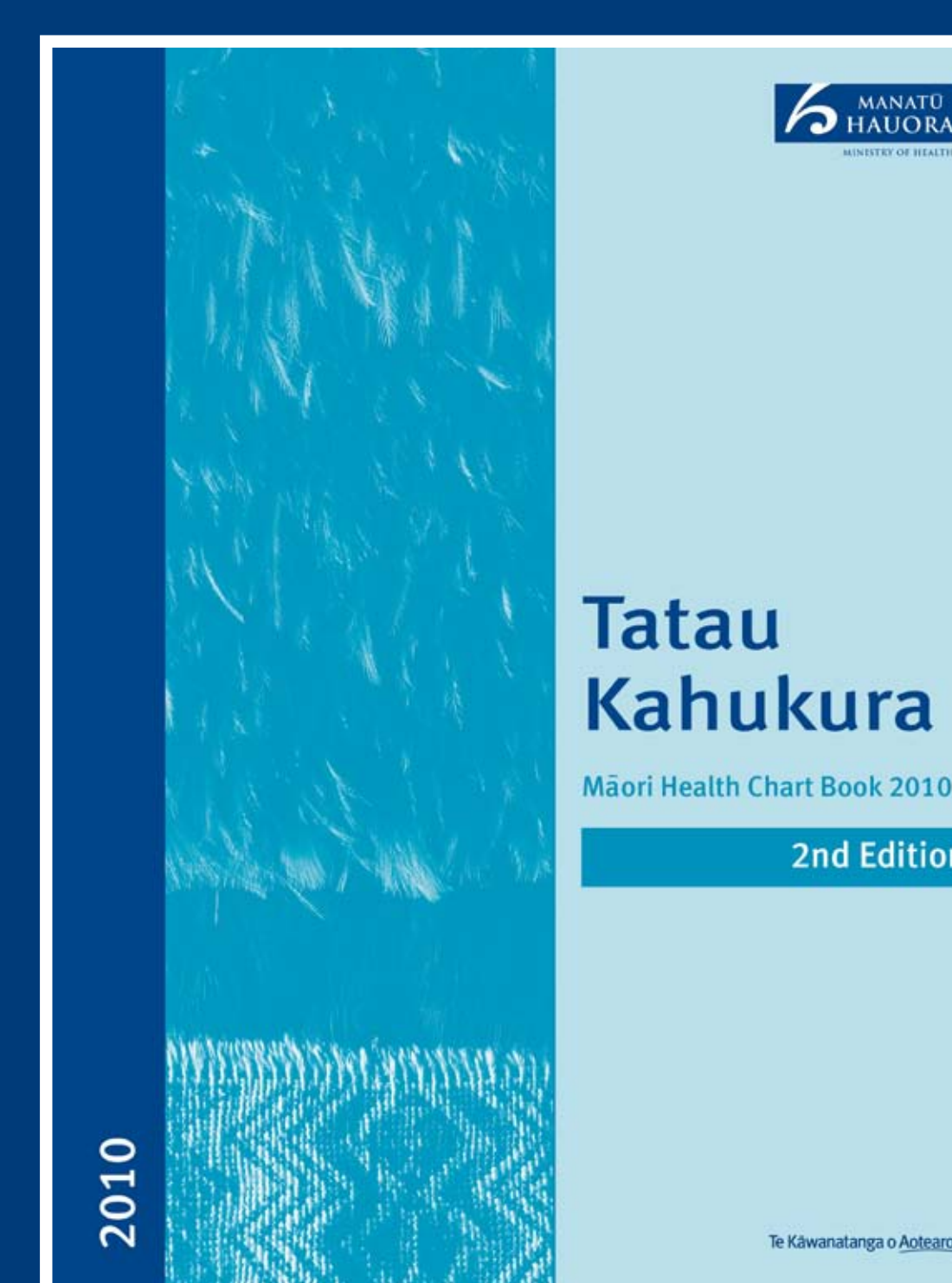
Indicator	Māori			non-Māori		
	Males	Females	Total	Males	Females	Total
Ambulatory-sensitive hospitalisation rate, 0–74 years, adjusted rate, 2006–08, rate per 100,000 ^{1,3}	4925.4 (4789.3–5065.4)	4853.6 (4729.4–4981.1)	4896.9 (4804.2–4991.3)	2914.8 (2873.9–2956.4)	2492.0 (2455.5–2529.0)	2701.5 (2673.9–2729.3)

Notes:
 1 Age standardised to 2001 Census total Māori population.
 3 Ethnicity adjusted rate – see 'Ngā Tapuae me ngā Raraunga: Methods and Data Sources' in *Tatau Kahukura II* for further information.

Source: Ministry of Health

- Ambulatory-sensitive hospitalisation rates were over one-and-a-half times higher for Māori than for non-Māori

Where can I find out more?



Order your copy of *Tatau Kahukura: Māori Health Chart Book 2010 2nd Edition*

Email: moh@wickliffe.co.nz

Phone: (04) 496 2277 (quoting HP number 5097)

Download: www.maorihealth.govt.nz