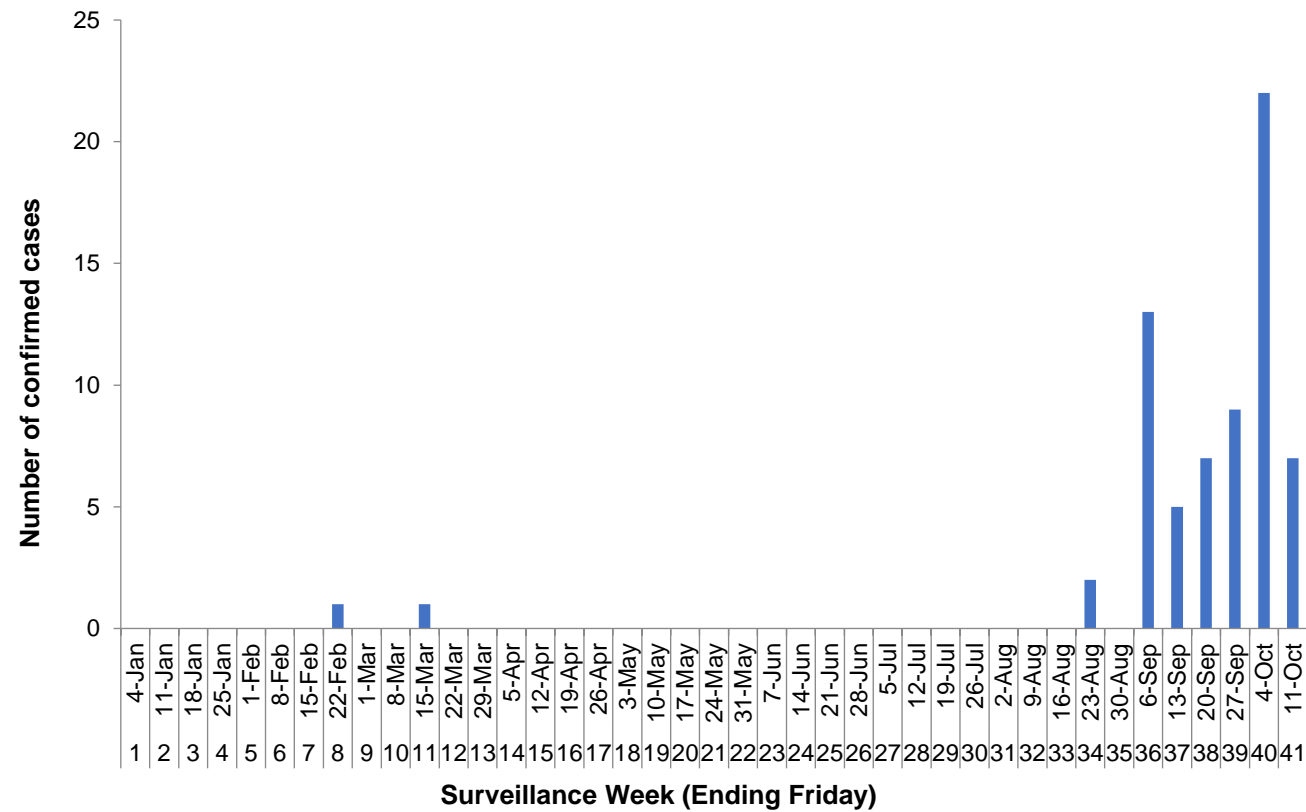


National Measles Outbreak: Southern District Health Board – accurate as of 16 October 2019

Number of confirmed cases per week (1 January – 16 October 2019)



Southern DHB is currently experiencing new cases in 18-40 year old hospitality tourist workers, probably secondary to initial cases in ski fields

Data provided by ESR, 16 October

The number of measles cases in Southern DHB

69 Confirmed measles cases in Southern between 1 January – 16 October 2019

11 Cases of measles reported in the past two weeks

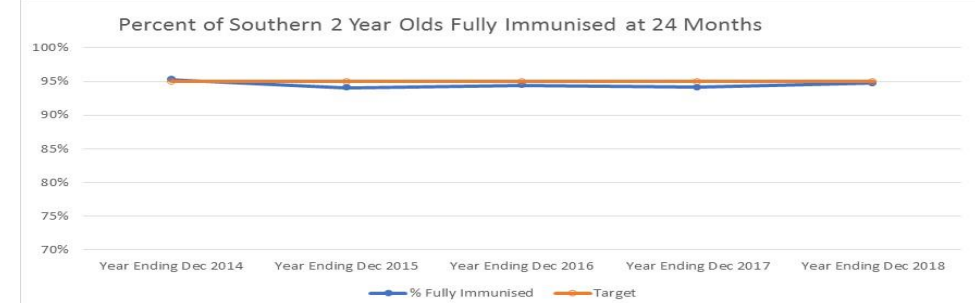
Outbreak Response

- Contact tracing is ongoing.
- Additional workforce has been brought on help to manage increased numbers of cases and contacts.
- The priority remains to maintain the scheduled vaccinations at 15 months and 4 years.
- DHB currently considering targeted vaccination of under 14s as direct outbreak response.

Factors specific to region

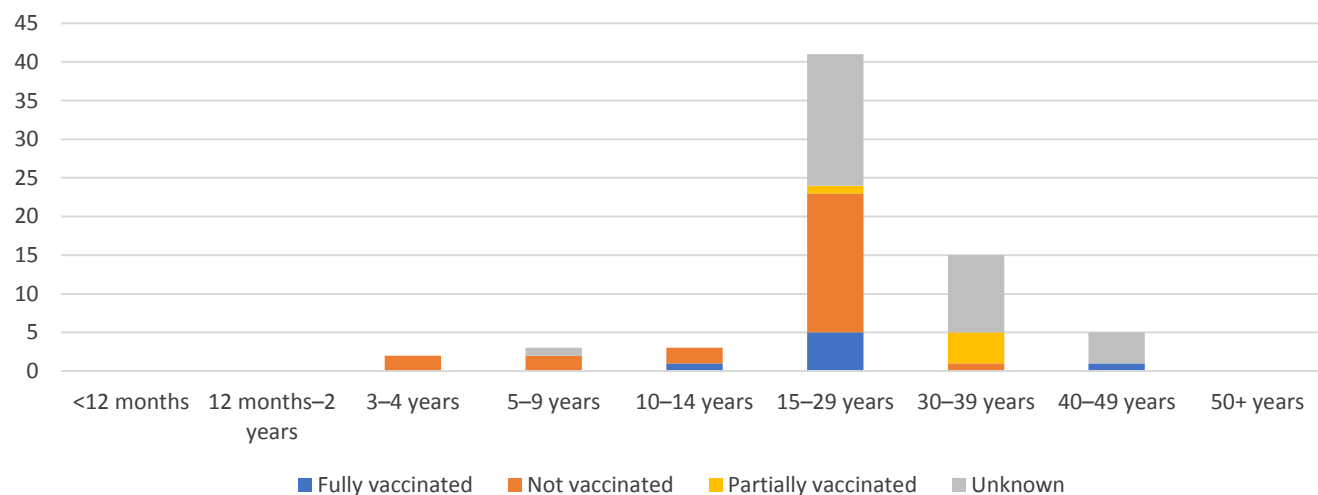
- Transient Queenstown population, international workers who do not have easy access to vaccination records.
- Due to housing shortages in Queenstown, workers come in from throughout the region with new cases reported in Wanaka, Oamaru and Dunedin.

Immunisation Rate Trend at December: 2014 - 2018 Children Fully Immunised at 24 Months



- 10,563 vaccines administered to date in 2019.
- 1724 doses are needed for the DHB to maintain the schedule.
- The DHB has 1400 in stock as of 27 September 2019.
- The Ministry has allocated 4735 doses from 100,000 doses that is due to arrive 14 October 2019.
- The DHB has requested 420 for immediate outbreak response and 3500 for ongoing outbreak control including 15-29 in Queenstown and catch up 5-15 years.

Vaccination status of confirmed measles cases by age group - Southern DHB



A number of cases in the 15-29 year age group have stated they were previously immunised but Ministry of Health have been unable to confirm this as the people were international visitors.

Vaccination Status	<12 months	12 months-2 years	3-4 years	5-9 years	10-14 years	15-29 years	30-39 years	40-49 years	50+ years
Fully vaccinated	0	0	0	0	1	5	0	1	0
Not vaccinated	0	0	2	2	2	18	1	0	0
Partially vaccinated	0	0	0	0	0	1	4	0	0
Unknown	0	0	0	0	1	0	17	10	4
Total	0	0	2	3	3	41	15	5	0

Data provided by ESR, 16 October